

Form **990-PF**
 Department of the Treasury
 Internal Revenue Service

**Return of Private Foundation
 or Section 4947(a)(1) Trust Treated as Private Foundation**

OMB No. 1545-0047

2022








Open to Public Inspection

▶ **Do not enter social security numbers on this form as it may be made public.**
 ▶ **Go to www.irs.gov/Form990PF for instructions and the latest information.**

For calendar year 2022, or tax year beginning 01-01-2022, and ending 12-31-2022

Name of foundation Frank McHugh-O'Donovan Foundation Inc		A Employer identification number 20-0842449	
% FOUNDATION SOURCE		B Telephone number (see instructions) (800) 839-1754	
Number and street (or P.O. box number if mail is not delivered to street address) Foundation Source 501 Silverside Rd	Room/suite	C If exemption application is pending, check here <input type="checkbox"/>	
City or town, state or province, country, and ZIP or foreign postal code Wilmington, DE 198091377		D 1. Foreign organizations, check here..... <input type="checkbox"/> 2. Foreign organizations meeting the 85% test, check here and attach computation ... <input type="checkbox"/>	
G Check all that apply: <input type="checkbox"/> Initial return <input type="checkbox"/> Initial return of a former public charity <input type="checkbox"/> Final return <input type="checkbox"/> Amended return <input type="checkbox"/> Address change <input type="checkbox"/> Name change		E If private foundation status was terminated under section 507(b)(1)(A), check here <input type="checkbox"/>	
H Check type of organization: <input checked="" type="checkbox"/> Section 501(c)(3) exempt private foundation <input type="checkbox"/> Section 4947(a)(1) nonexempt charitable trust <input type="checkbox"/> Other taxable private foundation		F If the foundation is in a 60-month termination under section 507(b)(1)(B), check here <input type="checkbox"/>	
I Fair market value of all assets at end of year (from Part II, col. (c), line 16) ▶ \$ <u>93,331,016</u>		J Accounting method: <input checked="" type="checkbox"/> Cash <input type="checkbox"/> Accrual <input type="checkbox"/> Other (specify) _____ (Part I, column (d) must be on cash basis.)	

	Part I Analysis of Revenue and Expenses <i>(The total of amounts in columns (b), (c), and (d) may not necessarily equal the amounts in column (a) (see instructions).)</i>	(a) Revenue and expenses per books	(b) Net investment income	(c) Adjusted net income	(d) Disbursements for charitable purposes (cash basis only)
Revenue	1 Contributions, gifts, grants, etc., received (attach schedule)	33,994			
	2 Check <input type="checkbox"/> if the foundation is not required to attach Sch. B				
	3 Interest on savings and temporary cash investments	24,312	24,312		
	4 Dividends and interest from securities	1,374,441	1,374,441		
	5a Gross rents	916,409	916,409		
	b Net rental income or (loss) 62,722				
	6a Net gain or (loss) from sale of assets not on line 10	717,931			
	b Gross sales price for all assets on line 6a 13,354,295				
	7 Capital gain net income (from Part IV, line 2)		377,931		
	8 Net short-term capital gain				
	9 Income modifications				
	10a Gross sales less returns and allowances				
b Less: Cost of goods sold					
c Gross profit or (loss) (attach schedule)					
11 Other income (attach schedule)	315,406	315,406			
12 Total. Add lines 1 through 11	3,382,493	3,008,499			
Operating and Administrative Expenses	13 Compensation of officers, directors, trustees, etc.	0			
	14 Other employee salaries and wages				
	15 Pension plans, employee benefits				
	16a Legal fees (attach schedule)	11,871	11,747	0	124
	b Accounting fees (attach schedule)	17,980	0	0	17,980
	c Other professional fees (attach schedule)	336,815	336,815		
	17 Interest				
	18 Taxes (attach schedule) (see instructions)	417,847	375,247		
	19 Depreciation (attach schedule) and depletion	211,754	211,754	0	
	20 Occupancy				
	21 Travel, conferences, and meetings				
	22 Printing and publications				
	23 Other expenses (attach schedule)	448,904	301,529		147,375
	24 Total operating and administrative expenses. Add lines 13 through 23	1,445,171	1,237,092	0	165,479
	25 Contributions, gifts, grants paid	5,236,000			5,236,000
26 Total expenses and disbursements. Add lines 24 and 25	6,681,171	1,237,092	0	5,401,479	
27 Subtract line 26 from line 12:					
a Excess of revenue over expenses and disbursements	-3,298,678				
b Net investment income (if negative, enter -0-)		1,771,407			
c Adjusted net income (if negative, enter -0-)					

Part II Balance Sheets Attached schedules and amounts in the description column should be for end-of-year amounts only. (See instructions.)		Beginning of year	End of year	
		(a) Book Value	(b) Book Value	(c) Fair Market Value
Assets	1 Cash—non-interest-bearing			
	2 Savings and temporary cash investments	3,790,755	4,755,575	4,755,575
	3 Accounts receivable ▶ _____ Less: allowance for doubtful accounts ▶ _____			
	4 Pledges receivable ▶ _____ Less: allowance for doubtful accounts ▶ _____			
	5 Grants receivable			
	6 Receivables due from officers, directors, trustees, and other disqualified persons (attach schedule) (see instructions)			
	7 Other notes and loans receivable (attach schedule) ▶ _____ Less: allowance for doubtful accounts ▶ _____			
	8 Inventories for sale or use			
	9 Prepaid expenses and deferred charges			
	10a Investments—U.S. and state government obligations (attach schedule)	1,506,552 	696,425	626,618
	b Investments—corporate stock (attach schedule)	35,525,100 	33,702,516	43,137,548
	c Investments—corporate bonds (attach schedule)	3,075,374 	1,098,730	997,227
	11 Investments—land, buildings, and equipment: basis ▶ _____ 14,286,242 Less: accumulated depreciation (attach schedule) ▶ _____ 837,773	13,797,183 	13,448,469	33,145,600
	12 Investments—mortgage loans	4,003,331	3,354,926	3,354,926
	13 Investments—other (attach schedule)	4,787,284 	6,152,164	7,313,522
	14 Land, buildings, and equipment: basis ▶ _____ Less: accumulated depreciation (attach schedule) ▶ _____			
15 Other assets (describe ▶ _____)				
16 Total assets (to be completed by all filers—see the instructions. Also, see page 1, item I)	66,485,579	63,208,805	93,331,016	
Liabilities	17 Accounts payable and accrued expenses			
	18 Grants payable			
	19 Deferred revenue			
	20 Loans from officers, directors, trustees, and other disqualified persons			
	21 Mortgages and other notes payable (attach schedule)			
	22 Other liabilities (describe ▶ _____)	 41,706 	63,610	
	23 Total liabilities (add lines 17 through 22)	41,706	63,610	
Net Assets or Fund Balances	Foundations that follow FASB ASC 958, check here ▶ <input type="checkbox"/> and complete lines 24, 25, 29 and 30.			
	24 Net assets without donor restrictions			
	25 Net assets with donor restrictions			
	Foundations that do not follow FASB ASC 958, check here ▶ <input checked="" type="checkbox"/> and complete lines 26 through 30.			
	26 Capital stock, trust principal, or current funds			
	27 Paid-in or capital surplus, or land, bldg., and equipment fund			
	28 Retained earnings, accumulated income, endowment, or other funds	66,443,873	63,145,195	
29 Total net assets or fund balances (see instructions)	66,443,873	63,145,195		
30 Total liabilities and net assets/fund balances (see instructions) .	66,485,579	63,208,805		

Part III Analysis of Changes in Net Assets or Fund Balances

1 Total net assets or fund balances at beginning of year—Part II, column (a), line 29 (must agree with end-of-year figure reported on prior year's return)	1	66,443,873
2 Enter amount from Part I, line 27a	2	-3,298,678
3 Other increases not included in line 2 (itemize) ▶ _____	3	
4 Add lines 1, 2, and 3	4	63,145,195
5 Decreases not included in line 2 (itemize) ▶ _____	5	
6 Total net assets or fund balances at end of year (line 4 minus line 5)—Part II, column (b), line 29 .	6	63,145,195

Part IV Capital Gains and Losses for Tax on Investment Income

(a) List and describe the kind(s) of property sold (e.g., real estate, 2-story brick warehouse; or common stock, 200 shs. MLC Co.)	(b) How acquired P—Purchase D—Donation	(c) Date acquired (mo., day, yr.)	(d) Date sold (mo., day, yr.)
1 a PUBLICLY-TRADED SECURITIES			
b PASSTHROUGH K1 CAPITAL GAIN/(LOSS)			
c LAND/BUILDING - 372 W VERNON, LA	D		2022-09-29
d			
e			

(e) Gross sales price	(f) Depreciation allowed (or allowable)	(g) Cost or other basis plus expense of sale	(h) Gain or (loss) (e) plus (f) minus (g)
a 12,729,295		12,454,123	275,172
b			19,906
c 625,000		542,147	82,853
d			
e			

Complete only for assets showing gain in column (h) and owned by the foundation on 12/31/69

(i) F.M.V. as of 12/31/69	(j) Adjusted basis as of 12/31/69	(k) Excess of col. (i) over col. (j), if any	(l) Gains (Col. (h) gain minus col. (k), but not less than -0-) or Losses (from col.(h))
a			275,172
b			
c			82,853
d			
e			

2 Capital gain net income or (net capital loss)	{	If gain, also enter in Part I, line 7 If (loss), enter -0- in Part I, line 7	}	2	377,931
3 Net short-term capital gain or (loss) as defined in sections 1222(5) and (6): If gain, also enter in Part I, line 8, column (c) (see instructions). If (loss), enter -0- in Part I, line 8				3	

Part V Excise Tax Based on Investment Income (Section 4940(a), 4940(b), 4940(e), or 4948—see instructions)

Table with 11 rows for excise tax calculation. Includes fields for exempt foundations, tax under section 511, subtitle A tax, tax based on investment income, credits/payments, and tax due/overpayment. Total tax due is 1,070.

Part VI-A Statements Regarding Activities

Table with 10 rows for statements regarding activities. Includes questions about political campaigns, political expenditures, foundation changes, unrelated business income, liquidation, and substantial contributors. Includes Yes/No columns.

Part VI-A Statements Regarding Activities (continued)

Table with 3 columns: Question, Yes, No. Rows 11-13 regarding controlled entities, donor advised funds, and public inspection requirements.

14 The books are in care of FOUNDATION SOURCE Telephone no. (800) 839-1754

Located at 501 SILVERSIDE ROAD SUITE 123 WILMINGTON DE ZIP+4 198091377

15 Section 4947(a)(1) nonexempt charitable trusts filing Form 990-PF in lieu of Form 1041 - check here and enter the amount of tax-exempt interest received or accrued during the year 15

Table with 3 columns: Question, Yes, No. Row 16 regarding foreign country interest.

Part VI-B Statements Regarding Activities for Which Form 4720 May Be Required

File Form 4720 if any item is checked in the "Yes" column, unless an exception applies.





Main table for Part VI-B with 3 columns: Question, Yes, No. Rows 1a-4b regarding Form 4720 exceptions and requirements.

Part VI-B Statements Regarding Activities for Which Form 4720 May Be Required *(continued)*

5a	During the year did the foundation pay or incur any amount to:		Yes	No
(1)	Carry on propaganda, or otherwise attempt to influence legislation (section 4945(e))?.	5a(1)		No
(2)	Influence the outcome of any specific public election (see section 4955); or to carry on, directly or indirectly, any voter registration drive?.	5a(2)		No
(3)	Provide a grant to an individual for travel, study, or other similar purposes?.	5a(3)		No
(4)	Provide a grant to an organization other than a charitable, etc., organization described in section 4945(d)(4)(A)? See instructions.	5a(4)		No
(5)	Provide for any purpose other than religious, charitable, scientific, literary, or educational purposes, or for the prevention of cruelty to children or animals?.	5a(5)		No
b	If any answer is "Yes" to 5a(1)–(5), did any of the transactions fail to qualify under the exceptions described in Regulations section 53.4945 or in a current notice regarding disaster assistance? See instructions.	5b		
c	Organizations relying on a current notice regarding disaster assistance check <input type="checkbox"/>			
d	If the answer is "Yes" to question 5a(4), does the foundation claim exemption from the tax because it maintained expenditure responsibility for the grant?. <i>If "Yes," attach the statement required by Regulations section 53.4945–5(d).</i>	5d		
6a	Did the foundation, during the year, receive any funds, directly or indirectly, to pay premiums on a personal benefit contract?.	6a		No
b	Did the foundation, during the year, pay premiums, directly or indirectly, on a personal benefit contract?. <i>If "Yes" to 6b, file Form 8870.</i>	6b		No
7a	At any time during the tax year, was the foundation a party to a prohibited tax shelter transaction?	7a		No
b	If "Yes", did the foundation receive any proceeds or have any net income attributable to the transaction?.	7b		
8	Is the foundation subject to the section 4960 tax on payment(s) of more than \$1,000,000 in remuneration or excess parachute payment during the year?.	8		No

Part VII Information About Officers, Directors, Trustees, Foundation Managers, Highly Paid Employees, and Contractors

1 List all officers, directors, trustees, foundation managers and their compensation. See instructions

(a) Name and address	(b) Title, and average hours per week devoted to position	(c) Compensation (If not paid, enter -0-)	(d) Contributions to employee benefit plans and deferred compensation	(e) Expense account, other allowances
CELINA MCHUGH  Foundation Source 501 Silverside Rd Wilmington, DE 198091377	DIR 1.0	0	0	0
FRANK MCHUGH  Foundation Source 501 Silverside Rd Wilmington, DE 198091377	CEO, DIR 1.0	0	0	0
PATRICIA MCHUGH  Foundation Source 501 Silverside Rd Wilmington, DE 198091377	DIR, CEO 1.0	0	0	0
THERESA M MCHUGH  Foundation Source 501 Silverside Rd Wilmington, DE 198091377	DIR, SEC, VP 1.0	0	0	0

2 Compensation of five highest-paid employees (other than those included on line 1—see instructions). If none, enter "NONE."

(a) Name and address of each employee paid more than \$50,000	(b) Title, and average hours per week devoted to position	(c) Compensation	(d) Contributions to employee benefit plans and deferred compensation	(e) Expense account, other allowances

Total number of other employees paid over \$50,000.

Part VII Information About Officers, Directors, Trustees, Foundation Managers, Highly Paid Employees, and Contractors (continued)

3 Five highest-paid independent contractors for professional services (see instructions). If none, enter "NONE".

(a) Name and address of each person paid more than \$50,000	(b) Type of service	(c) Compensation
Morgan Stanley 15260 VENTURA BLVD STE 1900 SHERMAN OAKS, CA 91403	Investment MGMT	158,431
Wells Fargo PO BOX 95021 HENDERSON, NV 890095021	Investment Mgmt	156,065
Foundation Source 55 Walls Drive 3rd Fl Fairfield, CT 06824	Administrative	124,091
Total number of others receiving over \$50,000 for professional services. ▶		

Part VIII-A Summary of Direct Charitable Activities

List the foundation's four largest direct charitable activities during the tax year. Include relevant statistical information such as the number of organizations and other beneficiaries served, conferences convened, research papers produced, etc.	Expenses
1 _____ _____	
2 _____ _____	
3 _____ _____	
4 _____ _____	

Part VIII-B Summary of Program-Related Investments (see instructions)

Describe the two largest program-related investments made by the foundation during the tax year on lines 1 and 2.	Amount
1 _____ _____	
2 _____ _____	
All other program-related investments. See instructions.	
3 _____ _____	
Total. Add lines 1 through 3 ▶	

Part IX Minimum Investment Return (All domestic foundations must complete this part. Foreign foundations, see instructions.)

1	Fair market value of assets not used (or held for use) directly in carrying out charitable, etc., purposes:		
a	Average monthly fair market value of securities.	1a	49,961,578
b	Average of monthly cash balances.	1b	4,990,706
c	Fair market value of all other assets (see instructions).	1c	43,635,052
d	Total (add lines 1a, b, and c).	1d	98,587,336
e	Reduction claimed for blockage or other factors reported on lines 1a and 1c (attach detailed explanation).	1e	
2	Acquisition indebtedness applicable to line 1 assets.	2	0
3	Subtract line 2 from line 1d.	3	98,587,336
4	Cash deemed held for charitable activities. Enter 1.5% (0.015) of line 3 (for greater amount, see instructions).	4	1,478,810
5	Net value of noncharitable-use assets. Subtract line 4 from line 3.. . . .	5	97,108,526
6	Minimum investment return. Enter 5% (0.05) of line 5.	6	4,855,426

Part X Distributable Amount (see instructions) (Section 4942(j)(3) and (j)(5) private operating foundations and certain foreign organizations check here and do not complete this part.)

1	Minimum investment return from Part IX, line 6.	1	4,855,426
2a	Tax on investment income for 2022 from Part V, line 5.	2a	24,623
b	Income tax for 2022. (This does not include the tax from Part V.).	2b	
c	Add lines 2a and 2b.	2c	24,623
3	Distributable amount before adjustments. Subtract line 2c from line 1.	3	4,830,803
4	Recoveries of amounts treated as qualifying distributions.	4	
5	Add lines 3 and 4.	5	4,830,803
6	Deduction from distributable amount (see instructions).	6	
7	Distributable amount as adjusted. Subtract line 6 from line 5. Enter here and on Part XII, line 1.	7	4,830,803

Part XI Qualifying Distributions (see instructions)

1	Amounts paid (including administrative expenses) to accomplish charitable, etc., purposes:		
a	Expenses, contributions, gifts, etc.—total from Part I, column (d), line 26.	1a	5,401,479
b	Program-related investments—total from Part VIII-B.	1b	0
2	Amounts paid to acquire assets used (or held for use) directly in carrying out charitable, etc., purposes.	2	0
3	Amounts set aside for specific charitable projects that satisfy the:		
a	Suitability test (prior IRS approval required).	3a	0
b	Cash distribution test (attach the required schedule).	3b	0
4	Qualifying distributions. Add lines 1a through 3b. Enter here and on Part XII, line 4.. . . .	4	5,401,479

Part XII Undistributed Income (see instructions)

	(a) Corpus	(b) Years prior to 2021	(c) 2021	(d) 2022
1 Distributable amount for 2022 from Part X, line 7				4,830,803
2 Undistributed income, if any, as of the end of 2022:				
a Enter amount for 2021 only.			5,252,780	
b Total for prior years: 2020, 2019, 2018				
3 Excess distributions carryover, if any, to 2022:				
a From 2017.				
b From 2018.				
c From 2019.				
d From 2020.				
e From 2021.				
f Total of lines 3a through e.				
4 Qualifying distributions for 2022 from Part XI, line 4: ▶ \$ <u>5,401,479</u>				
a Applied to 2021, but not more than line 2a			5,252,780	
b Applied to undistributed income of prior years (Election required—see instructions).				
c Treated as distributions out of corpus (Election required—see instructions).				
d Applied to 2022 distributable amount.				148,699
e Remaining amount distributed out of corpus	0			
5 Excess distributions carryover applied to 2022. (If an amount appears in column (d), the same amount must be shown in column (a).)				
6 Enter the net total of each column as indicated below:				
a Corpus. Add lines 3f, 4c, and 4e. Subtract line 5	0			
b Prior years' undistributed income. Subtract line 4b from line 2b.				
c Enter the amount of prior years' undistributed income for which a notice of deficiency has been issued, or on which the section 4942(a) tax has been previously assessed.				
d Subtract line 6c from line 6b. Taxable amount—see instructions.				
e Undistributed income for 2021. Subtract line 4a from line 2a. Taxable amount—see instructions.				
f Undistributed income for 2022. Subtract lines 4d and 5 from line 1. This amount must be distributed in 2023.				4,682,104
7 Amounts treated as distributions out of corpus to satisfy requirements imposed by section 170(b)(1)(F) or 4942(g)(3) (Election may be required - see instructions).				
8 Excess distributions carryover from 2017 not applied on line 5 or line 7 (see instructions).				
9 Excess distributions carryover to 2023. Subtract lines 7 and 8 from line 6a.	0			
10 Analysis of line 9:				
a Excess from 2018.				
b Excess from 2019.				
c Excess from 2020.				
d Excess from 2021.				
e Excess from 2022.	0			

Part XIII Private Operating Foundations (see instructions and Part VI-A, question 9)

1a If the foundation has received a ruling or determination letter that it is a private operating foundation, and the ruling is effective for 2022, enter the date of the ruling ▶

b Check box to indicate whether the organization is a private operating foundation described in section 4942(j)(3) or 4942(j)(5)

2a Enter the lesser of the adjusted net income from Part I or the minimum investment return from Part IX for each year listed

	Tax year	Prior 3 years			(e) Total
	(a) 2022	(b) 2021	(c) 2020	(d) 2019	
b 85% (0.85) of line 2a					
c Qualifying distributions from Part XI, line 4 for each year listed					
d Amounts included in line 2c not used directly for active conduct of exempt activities					
e Qualifying distributions made directly for active conduct of exempt activities. Subtract line 2d from line 2c					

3 Complete 3a, b, or c for the alternative test relied upon:

a "Assets" alternative test—enter:

(1) Value of all assets

(2) Value of assets qualifying under section 4942(j)(3)(B)(i)

b "Endowment" alternative test— enter 2/3 of minimum investment return shown in Part IX, line 6 for each year listed . .

c "Support" alternative test—enter:

(1) Total support other than gross investment income (interest, dividends, rents, payments on securities loans (section 512(a)(5)), or royalties)

(2) Support from general public and 5 or more exempt organizations as provided in section 4942(j)(3)(B)(iii).

(3) Largest amount of support from an exempt organization

(4) Gross investment income

Part XIV Supplementary Information (Complete this part only if the foundation had \$5,000 or more in assets at any time during the year—see instructions.)

1 Information Regarding Foundation Managers:

a List any managers of the foundation who have contributed more than 2% of the total contributions received by the foundation before the close of any tax year (but only if they have contributed more than \$5,000). (See section 507(d)(2).) NONE

b List any managers of the foundation who own 10% or more of the stock of a corporation (or an equally large portion of the ownership of a partnership or other entity) of which the foundation has a 10% or greater interest.

2 Information Regarding Contribution, Grant, Gift, Loan, Scholarship, etc., Programs:

Check here if the foundation only makes contributions to preselected charitable organizations and does not accept unsolicited requests for funds. If the foundation makes gifts, grants, etc. to individuals or organizations under other conditions, complete items 2a, b, c, and d. See instructions

a The name, address, and telephone number or email address of the person to whom applications should be addressed:

b The form in which applications should be submitted and information and materials they should include:

c Any submission deadlines:

d Any restrictions or limitations on awards, such as by geographical areas, charitable fields, kinds of institutions, or other factors:

Part XIV Supplementary Information (continued)

3 Grants and Contributions Paid During the Year or Approved for Future Payment

Recipient	If recipient is an individual, show any relationship to any foundation manager or substantial contributor	Foundation status of recipient	Purpose of grant or contribution	Amount
Name and address (home or business)				
a <i>Paid during the year</i> See Additional Data Table				
Total ► 3a				
b <i>Approved for future payment</i>				
Total ► 3b				

Information Regarding Transfers To and Transactions and Relationships With Noncharitable Exempt Organizations

Part XVI

1 Did the organization directly or indirectly engage in any of the following with any other organization described in section 501(c) (other than section 501(c)(3) organizations) or in section 527, relating to political organizations?

Table with 3 columns: Question, Yes, No. Rows include 1a(1) Cash, 1a(2) Other assets, 1b(1) Sales of assets, 1b(2) Purchases of assets, 1b(3) Rental of facilities, 1b(4) Reimbursement arrangements, 1b(5) Loans or loan guarantees, 1b(6) Performance of services, and 1c Sharing of facilities.

a Transfers from the reporting foundation to a noncharitable exempt organization of:

- (1) Cash
(2) Other assets

b Other transactions:

- (1) Sales of assets to a noncharitable exempt organization
(2) Purchases of assets from a noncharitable exempt organization
(3) Rental of facilities, equipment, or other assets
(4) Reimbursement arrangements
(5) Loans or loan guarantees
(6) Performance of services or membership or fundraising solicitations

c Sharing of facilities, equipment, mailing lists, other assets, or paid employees.

d If the answer to any of the above is "Yes," complete the following schedule. Column (b) should always show the fair market value of the goods, other assets, or services given by the reporting foundation.

Schedule table with 4 columns: (a) Line No., (b) Amount involved, (c) Name of noncharitable exempt organization, (d) Description of transfers, transactions, and sharing arrangements.

2a Is the foundation directly or indirectly affiliated with, or related to, one or more tax-exempt organizations described in section 501(c) (other than section 501(c)(3)) or in section 527? Yes No

b If "Yes," complete the following schedule.

Schedule table with 3 columns: (a) Name of organization, (b) Type of organization, (c) Description of relationship.

Under penalties of perjury, I declare that I have examined this return, including accompanying schedules and statements, and to the best of my knowledge and belief, it is true, correct, and complete. Declaration of preparer (other than taxpayer) is based on all information of which preparer has any knowledge.

Sign Here

2023-11-07

Signature of officer or trustee

Date

Title

May the IRS discuss this return with the preparer shown below? See instructions. Yes No

Paid Preparer Use Only

Table for paid preparer information including Print/Type preparer's name (Jeffrey D Haskell), Preparer's Signature, Date, Check if self-employed, PTIN (P01345770), Firm's name (Foundation Source), Firm's address (3333 New Hyde Park Rd Ste 406, New Hyde Park, NY 11042), and Firm's EIN.

Form 990PF Part XIV Line 3 - Grants and Contributions Paid During the Year or Approved for Future Payment

Recipient	If recipient is an individual, show any relationship to any foundation manager or substantial contributor	Foundation status of recipient	Purpose of grant or contribution	Amount
Name and address (home or business)				
a <i>Paid during the year</i>				
APOPO US INC 712 H ST NE WASHINGTON, DC 20002	N/A	PC	Clearing Landmines Near Rural Cambodian Schools	75,000
BALLONA WETLANDS LAND TRUST PO BOX 5623 PLAYA DEL REY, CA 90296	N/A	PC	Nature field trips fund for low-income elementary students, community outreach program, and research fund	6,826
CATHOLIC COMMUNITY FOUNDATION OF LOS ANGELES 3440 WILSHIRE BLVD STE 530 LOS ANGELES, CA 90010	N/A	PC	General & Unrestricted	75,000
Total				5,236,000

Form 990PF Part XIV Line 3 - Grants and Contributions Paid During the Year or Approved for Future Payment

Recipient	If recipient is an individual, show any relationship to any foundation manager or substantial contributor	Foundation status of recipient	Purpose of grant or contribution	Amount
Name and address (home or business)				
a <i>Paid during the year</i>				
DIY GIRLS 1918 W MAGNOLIA BLVD STE 206 BURBANK, CA 91506	N/A	PC	General & Unrestricted	50,000
EL NIDO FAMILY CENTERS 440 SHATTO PL417 LOS ANGELES, CA 90020	N/A	PC	South LA FamilySource Centers and Jordan Downs Services: Educational and Holistic Support for children/youth and families	50,000
FRIENDS OF THE LOS ANGELES RIVER 570 WEST AVE 26 LOS ANGELES, CA 90065	N/A	PC	The FoLAR Resilience Lab at the Harvard-Westlake River Park Campus	50,000
Total ▶ 3a				5,236,000

Form 990PF Part XIV Line 3 - Grants and Contributions Paid During the Year or Approved for Future Payment

Recipient	If recipient is an individual, show any relationship to any foundation manager or substantial contributor	Foundation status of recipient	Purpose of grant or contribution	Amount
Name and address (home or business)				
a <i>Paid during the year</i>				
HOMES FOR LIFE FOUNDATION 8939 S SEPULVEDA STE 460 LOS ANGELES, CA 90045	N/A	PC	Medical Services Coordinator fund	80,000
LAS FAMILIAS DEL PUEBLO 1400 S BROADWAY LOS ANGELES, CA 90015	N/A	PC	General & Unrestricted	30,000
LOS ANGELES ARBORETUM FOUNDATION INC 301 N BALDWIN AVE ARCADIA, CA 91007	N/A	PC	Arboretum Visitor Plaza Entrance Project	100,000
Total				5,236,000

Form 990PF Part XIV Line 3 - Grants and Contributions Paid During the Year or Approved for Future Payment

Recipient	If recipient is an individual, show any relationship to any foundation manager or substantial contributor	Foundation status of recipient	Purpose of grant or contribution	Amount
Name and address (home or business)				
a <i>Paid during the year</i>				
LOS ANGELES NEIGHBORHOOD LAND TRUST 1689 BEVERLY BLVD LOS ANGELES, CA 90026	N/A	PC	Esperanza Elementary Urban Greening Project	235,174
MESIVTA OF GREATER LOS ANGELES 25115 MUREAU RD HIDDEN HILLS, CA 91302	N/A	PC	General & Unrestricted	30,000
NATIONAL PUBLIC RADIO INC PO BOX 791490 BALTIMORE, MD 21279	N/A	PC	General & Unrestricted	45,000
Total ▶ 3a				5,236,000

Form 990PF Part XIV Line 3 - Grants and Contributions Paid During the Year or Approved for Future Payment

Recipient	If recipient is an individual, show any relationship to any foundation manager or substantial contributor	Foundation status of recipient	Purpose of grant or contribution	Amount
Name and address (home or business)				
a <i>Paid during the year</i>				
NATURE CONSERVANCY - CALIFORNIA CHAPTER 830 S ST SACRAMENTO, CA 95811	N/A	PC	Protecting the San Andreas Linkage (San Andreas linkage campaign)	1,000,000
SAINT LOUIS SCHOOL 3142 WAIALAE AVE HONOLULU, HI 96816	N/A	PC	General Support & Tuition fund for students in need	50,000
SOLEDAD ENRICHMENT ACTION INC 222 N VIRGIL AVE LOS ANGELES, CA 90004	N/A	PC	SEA, Inc.'s Mental Health Program	75,000
Total				5,236,000

Form 990PF Part XIV Line 3 - Grants and Contributions Paid During the Year or Approved for Future Payment

Recipient	If recipient is an individual, show any relationship to any foundation manager or substantial contributor	Foundation status of recipient	Purpose of grant or contribution	Amount
Name and address (home or business)				
a <i>Paid during the year</i>				
ST MONICA ACADEMY INC 2361 DEL MAR RD MONTROSE, CA 91020	N/A	PC	Capital Improvements fund: Renovation of Room 10 and Replacement of lighting	50,000
ST GENEVIEVE HIGH SCHOOL 13967 ROSCOE BLVD Panorama City, CA 91402	N/A	PC	Phase 1 Campus Master Plan Project including the Center for Performing Arts Complex and Parish Fellowship Center construction project	1,000,000
STELLA ADLER THEATRE 6773 HOLLYWOOD BLVD 2ND FLOOR HOLLYWOOD, CA 90028	N/A	PC	General Support/ ACTION - Outreach - Scholarship fund	202,000
Total				5,236,000

Form 990PF Part XIV Line 3 - Grants and Contributions Paid During the Year or Approved for Future Payment

Recipient	If recipient is an individual, show any relationship to any foundation manager or substantial contributor	Foundation status of recipient	Purpose of grant or contribution	Amount
Name and address (home or business)				
a <i>Paid during the year</i>				
STUDENTS FOR ECO EDUCATION AND AGRICULTURE INC 13721 W TELEGRAPH RD SANTA PAULA, CA 93060	N/A	PC	General & Unrestricted	50,000
TASHBAR SEPHARDIC YESHIVA KETANA 1210 S LA CIENEGA BLVD LOS ANGELES, CA 90035	N/A	PC	General & Unrestricted	10,000
THE CHILDRENS LIFE-SAVING FOUNDATION 1112 MONTANA AVE SUITE 534 SANTA MONICA, CA 90403	N/A	PC	General & Unrestricted	100,000
Total	▶ 3a			5,236,000

Form 990PF Part XIV Line 3 - Grants and Contributions Paid During the Year or Approved for Future Payment

Recipient	If recipient is an individual, show any relationship to any foundation manager or substantial contributor	Foundation status of recipient	Purpose of grant or contribution	Amount
Name and address (home or business)				
a <i>Paid during the year</i>				
TREEPEOPLE INC 12601 MULHOLLAND DR BEVERLY HILLS, CA 90210	N/A	PC	TreePeople's Workforce Development Vision: Connecting Kids to Opportunity	150,000
UNITED STATES CATHOLIC CONFERENCE - DON BOSCO TECH 1151 SAN GABRIEL BLVD ROSEMEAD, CA 91770	N/A	PC	Don Bosco Technical Institute	250,000
VALLEY VILLAGE 20830 SHERMAN WAY WINNETKA, CA 91306	N/A	PC	Operating Support for Increased Access to Care and Professional Development	50,000
Total ▶ 3a				5,236,000

Form 990PF Part XIV Line 3 - Grants and Contributions Paid During the Year or Approved for Future Payment

Recipient	If recipient is an individual, show any relationship to any foundation manager or substantial contributor	Foundation status of recipient	Purpose of grant or contribution	Amount
Name and address (home or business)				
a <i>Paid during the year</i>				
VENTURA COUNTY FARM TO SCHOOL 4001 MISSION OAKS BLVD STE T CAMARILLO, CA 93012	N/A	PC	General Support and Launching the Ventura County School Fund Hub	175,000
VISION TO LEARN 12100 WILSHIRE BLVD STE 1275 LOS ANGELES, CA 90025	N/A	PC	Free Eye Exams and Prescription Glasses Fund for Los Angeles Children in Need	1,232,000
YESHIVAT OHR CHANOCH INC 1540 S ROBERTSON BLVD LOS ANGELES, CA 90035	N/A	PC	General & Unrestricted	15,000
Total ▶ 3a				5,236,000

TY 2022 Accounting Fees Schedule**Name:** Frank McHugh-O'Donovan Foundation Inc**EIN:** 20-0842449

Category	Amount	Net Investment Income	Adjusted Net Income	Disbursements for Charitable Purposes
AUDIT FEES	17,980			17,980

TY 2022 Compensation Explanation**Name:** Frank McHugh-O'Donovan Foundation Inc**EIN:** 20-0842449

Person Name	Explanation
FRANK MCHUGH	* DECEASED IN 2022.
THERESA M MCHUGH	*THERESA M MCHUGH, DIRECTOR, SECRETARY AND VICE PRESIDENT OF FRANK MCHUGH-O'DONOVAN FOUNDATION, INC. (THE "FOUNDATION"), IS PRESIDENT AT THE PROPERTY MANAGEMENT FIRM OF LA PROPERTY & ASSET MANAGEMENT CORPORATION, A DISQUALIFIED PERSON WHICH PROVIDES PROFESSIONAL LABOR SERVICES TO THE FOUNDATION. DURING THE TAXABLE YEAR ENDING DECEMBER 31, 2022, THE FOUNDATION PAID \$18,566 FOR LEGAL AND PROFESSIONAL LABOR SERVICES RENDERED BY SUCH DISQUALIFIED PERSON AS REPORTED IN FORM 990-PF, PART I, LINES 16A AND 16C. SUCH PROPERTY MANAGEMENT FIRM BILLED THE FOUNDATION AT OR BELOW THE RATE IT CHARGES ITS OTHER CLIENTS.

Note: To capture the full content of this document, please select landscape mode (11" x 8.5") when printing.

TY 2022 Depreciation Schedule

Name: Frank McHugh-O'Donovan Foundation Inc

EIN: 20-0842449

Depreciation Schedule

Description of Property	Date Acquired	Cost or Other Basis	Prior Years' Depreciation	Computation Method	Rate / Life (# of years)	Current Year's Depreciation Expense	Net Investment Income	Adjusted Net Income	Cost of Goods Sold Not Included
AIR RIGHTS (845 W	2018-12-28	2,756,000	0	SL				0	
BLDG IMP REPIPE IN	2019-07-19	143,530	12,613	SL	27	5,219	5,219	0	
BLDG IMP REPIPE 68	2020-02-28	65,100	4,340	SL	27	2,367	2,367	0	
BUILDING (2552 E 5	2018-12-28	2,000	219	SL	39	73	73	0	
BUILDING - 10 UNIT	2018-12-28	502,557	65,916	SL	27	21,972	21,972	0	
BUILDING - 20 UNIT	2018-12-28	1,392,374	210,777	SL	27	70,259	70,259	0	
BUILDING - 3 STORE	2018-12-28	90,992	12,471	SL	39	4,157	4,157	0	
BUILDING - 7 STORE	2018-12-28	339,141	36,450	SL	39	12,150	12,150	0	
BUILDING - 8 STORE	2018-12-28	1,255,000	121,518	SL	39	40,506	40,506	0	
BUILDING - AUTO RE	2018-12-28	145,000	13,716	SL	39	4,572	4,572	0	
BLDG IMP - 1/1/18	2018-12-28	78,522	8,874	SL	27	2,958	2,958	0	
BLDG IMP - 2/2/04	2018-12-28	2,706	642	SL	27	214	214	0	
BLDG IMP - 6/30/17	2018-12-28	19,963	2,307	SL	27	769	769	0	
BLDG IMP - 9/29/12	2018-12-28	1,239	177	SL	27	59	59	0	
BLDG IMP 12/1/12	2018-12-28	31,200	2,841	SL	39	947	947	0	
CARPET (1381 S WAL	2018-12-28	827	219	SL	15	73	73	0	
CHURCH	2018-12-28	121,000	11,442	SL	39	3,814	3,814	0	
CONCRETE CEMENT AS	2018-12-28	8,000	834	SL	39	278	278	0	
CONDOMINIUM	2018-12-28	192,000	30,702	SL	27	10,234	10,234	0	
DECK	2018-12-28	1,256	234	SL	27	78	78	0	

Depreciation Schedule

Description of Property	Date Acquired	Cost or Other Basis	Prior Years' Depreciation	Computation Method	Rate / Life (# of years)	Current Year's Depreciation Expense	Net Investment Income	Adjusted Net Income	Cost of Goods Sold Not Included
ELECTRICAL IMP	2018-12-28	1,733	165	SL	39	55	55	0	
FENCE	2018-12-28	564	132	SL	37	44	44	0	
RAILING	2018-12-28	804	186	SL	27	62	62	0	
RETROFIT SITUATION	2018-12-28	20,348	3,768	SL	27	1,256	1,256	0	
ROOF (1139 E 68TH)	2018-12-28	1,559	285	SL	27	95	95	0	
ROOF - 1/30/12	2018-12-28	1,889	177	SL	39	59	59	0	
ROOF - 1/31/10	2018-12-28	742	120	SL	27	40	40	0	
ROOF - 1/31/13	2018-12-28	2,509	348	SL	27	116	116	0	
ROOF - 3/31/13	2018-12-28	10,199	1,410	SL	27	470	470	0	
ROOF - 4/30/21	2021-04-30	64,940	1,110	SL	39	1,665	1,665	0	
ROOF - 4/30/22	2022-04-30	45,550		SL	39	779	779	0	
ROOF - 9/8/18	2018-12-28	35,349	2,739	SL	39	913	913	0	
ROOF - 10/30/09	2018-12-28	1,599	261	SL	27	87	87	0	
ROOF - 11/17/04	2018-12-28	4,529	546	SL	39	182	182	0	
SEC BARS - 10/3/11	2018-12-28	1,104	165	SL	27	55	55	0	
SEC BARS -11/19/04	2018-12-28	369	81	SL	27	27	27	0	
TILE FLOOR &SHOWER	2018-12-28	1,441	135	SL	39	45	45	0	
TILE FLOOR-1/9/13	2018-12-28	1,389	192	SL	27	64	64	0	
TILE FLOOR-1/14/13	2018-12-28	1,958	273	SL	27	91	91	0	
TILE FLOOR-1/25/13	2018-12-28	1,292	180	SL	27	60	60	0	

Depreciation Schedule

Description of Property	Date Acquired	Cost or Other Basis	Prior Years' Depreciation	Computation Method	Rate / Life (# of years)	Current Year's Depreciation Expense	Net Investment Income	Adjusted Net Income	Cost of Goods Sold Not Included
TILE FLOOR-2/21/13	2018-12-28	803	111	SL	27	37	37	0	
TILE FLOOR-8/12/13	2018-12-28	2,458	333	SL	27	111	111	0	
TILE FLOOR-8/28/13	2018-12-28	2,412	327	SL	27	109	109	0	
TILE FLOOR-10/7/12	2018-12-28	2,129	300	SL	27	100	100	0	
TILE FLOOR-12/8/12	2018-12-28	2,093	294	SL	27	98	98	0	
WOODEN BEAMS	2018-12-28	4,001	714	SL	27	238	238	0	
CARPET (10206-08 I	2018-12-28	449	120	SL	15	40	40	0	
APPLIANCES	2018-12-28	479	479	SL	5			0	
BLINDS & LOCKS	2018-12-28	450	450	SL	5			0	
BLINDS (10206-08 I	2018-12-28	253	253	SL	5			0	
HEATERS & GAS LINES	2018-12-28	9,536	9,536	SL	5			0	
HVAC (1271-89 W JE	2018-12-28	27,990	2,154	SL	39	718	718	0	
HVAC (1381 S WALNU	2018-12-28	2,443	321	SL	39	107	107	0	
STOVE (10206-08 I	2018-12-28	299	299	SL	5			0	
WATER HTR INGLEWOOD	2019-02-10	7,135	4,103	SL	5	1,427	1,427	0	
WATER HTR 1271-89	2019-05-29	2,950	1,088	SL	7	421	421	0	
LAND (10206-08 ING	2018-12-28	541,000	0	L				0	
LAND (1139 E 68TH)	2018-12-28	191,000	0	L				0	
LAND (1271-89 W JE	2018-12-28	962,000	0	L				0	
LAND (1381 S WALNU	2018-12-28	133,000	0	L				0	

Depreciation Schedule

Description of Property	Date Acquired	Cost or Other Basis	Prior Years' Depreciation	Computation Method	Rate / Life (# of years)	Current Year's Depreciation Expense	Net Investment Income	Adjusted Net Income	Cost of Goods Sold Not Included
LAND (2552 E 57TH)	2018-12-28	143,000	0	L				0	
LAND (310 W AVE)	2018-12-28	70,597	0	L				0	
LAND (45132 SPEARM	2018-12-28	235,000	0	L				0	
LAND (5001-13 S HO	2018-12-28	178,000	0	L				0	
LAND (5269-73 S BR	2018-12-28	110,000	0	L				0	
LAND (6080-84 S HO	2018-12-28	399,000	0	L				0	
LAND (845 W OLYMPI	2018-12-28	2,514,297	0	L				0	
LAND (916 W 9TH)	2018-12-28	1,260,667	0	L				0	
LAND-DEM BLDG (845	2018-12-28	1	0	L				0	
LAND-DEM BLDG (916	2018-12-28	1	0	L				0	
LAND-DEM&ASB REM 8	2018-12-28	1	0	L				0	
LAND-DEM&ASB REM 9	2018-12-28	1	0	L				0	
LAND IMP-FENCE(526	2018-12-28	1,075	300	SL	15	100	100	0	
HAZ WASTE RMVL 09	2018-12-28	1	0	SL				0	
HAZ WASTE RMVL 10	2018-12-28	1	0	SL				0	
LIGHTING & ELECTRI	2018-12-28	913	501	SL	15	167	167	0	
PARKING LOT (845 W	2018-12-28	78,788	42,972	SL	15	14,324	14,324	0	
PARKING LOT PAV 09	2018-12-28	23,236	6,801	SL	15	2,267	2,267	0	
PARKING LOT PAV 10	2018-12-28	16,095	4,491	SL	15	1,497	1,497	0	
PAVING (1271-89 W	2018-12-28	14,413	3,477	SL	15	1,159	1,159	0	

Depreciation Schedule

Description of Property	Date Acquired	Cost or Other Basis	Prior Years' Depreciation	Computation Method	Rate / Life (# of years)	Current Year's Depreciation Expense	Net Investment Income	Adjusted Net Income	Cost of Goods Sold Not Included
TANK	2018-12-28	1	0	SL				0	
BLDG-372 W VERNON	2014-06-01	72,232	19,921	SL	27	1,970	1,970	0	
LAND-372 W VERNON	2014-06-01	132,169	0	L					

TY 2022 General Explanation Attachment**Name:** Frank McHugh-O'Donovan Foundation Inc**EIN:** 20-0842449**General Explanation Attachment**

Identifier	Return Reference	Explanation	
1	Form 926	Form 926	The Foundation has prepared this form to the best of its ability based on the limited information provided to it by the investment on which the Foundation is reporting and on the basis of having received no information to the contrary. Any missing or incomplete information is due to the Foundation's inability to obtain such information and is not a willful attempt to withhold such information.

TY 2022 Investments Corporate Bonds Schedule

Name: Frank McHugh-O'Donovan Foundation Inc

EIN: 20-0842449

Investments Corporate Bonds Schedule

Name of Bond	End of Year Book Value	End of Year Fair Market Value
AMAZON INC - 2.100% - 05/12/20	36,786	30,216
ANTHEM INC NOTE - 3.650% - 12/	21,216	18,903
AT&T - 2.550% - 12/01/2033	29,091	29,972
ATT INC - 3.800% - 02/15/2027	14,508	14,335
BANK AMER CORP MTN - 2.884% -	38,648	31,131
BNP PARIBAS - 3.250% - 03/03/2	29,354	29,922
BP CAP MARKETS - 3.119% - 05/0	24,860	23,726
CAPITAL ONE FINL CORP NOTE - 3	29,113	28,411
CATERPILLAR FINL SVCS - 0.650%	50,355	48,988
CITIGROUP INC NOTE - 3.668% -	36,302	31,225
COMCAST CORP - 3.300% - 02/01/	27,651	23,592
COMCAST CORP NOTE - 4.150% - 1	37,052	31,645
CVS CAREMARK CORP NOTE - 4.300	37,612	31,919
DIGITAL RLTY TR INC - 3.700% -	21,176	18,595
DISNEY WALT CO - 2.000% - 09/0	29,268	25,222
ENTERPRISE PRODUCTS OPERTATING	24,505	20,451
EXPRESS SCRIPTS HLDG CO - 0.00	24,817	24,691
GLAXOSMITHKLINE - 0.534% - 10/	50,142	48,377
GOLDMAN SACHS - 3.800% - 03/15	39,540	31,464
GOLDMAN SACHS GROUP INC NOTE -	25,050	24,212

Investments Corporate Bonds Schedule

Name of Bond	End of Year Book Value	End of Year Fair Market Value
HOME DEPOT - 3.000% - 04/01/20	29,133	28,590
JP MORGAN CHASE BANK - 4.203%	47,602	40,067
JPMORGAN CHASE &CO NOTE - 2.95	25,882	23,371
MCDONALDS CORP - 3.700% - 01/3	27,295	24,334
METLIFE - 3.600% - 04/10/2024	31,604	29,467
MITSUBISHI UFJ FIN - 3.850% -	25,157	23,943
NORTHROP GRUMMAN - 3.250% - 08	25,290	24,839
SANTANDER UK PLC - 4.000% - 03	26,833	24,612
SHELL INT'L FINANCE - 2.875% -	35,660	32,018
SIMON PROPERTY GROUP LP SENIOR	26,521	23,332
STATE STR CORP - 3.550% - 08/1	25,821	24,323
TOTAL CAPITAL - 2.700% - 01/25	51,632	49,938
VERIZON COMMUNICATIONS INC - 4	37,558	31,166
WELLS FARGO - 3.584% - 05/22/2	36,265	31,569
WESTPAC BANKING CORP - 3.400%	19,431	18,661

TY 2022 Investments Corporate Stock Schedule**Name:** Frank McHugh-O'Donovan Foundation Inc**EIN:** 20-0842449**Investments Corporation Stock Schedule**

Name of Stock	End of Year Book Value	End of Year Fair Market Value
10X GENOMICS CLASS A	33,472	12,900
ABBVIE INC	197,474	143,025
ACAP STRATEGIC FUND CLASS W	400,000	300,000
AIRBNB	68,093	49,932
ALPHABET INC CL A	64,773	264,690
ALPHABET INC CL C	139,188	399,285
AMC NETWORKS INC	16,232	9,465
AMER INTERNATIONAL GROUP INC	36,947	71,777
AMERICAN TOWER REIT INC	39,387	71,821
AMGEN INC	94,612	262,640
APOLLO GLOBAL MANAGEMENT, INC	87,882	120,563
APPLE INC	332,043	1,714,815
ARTISAN MID CAP FUND-INSTL	442,966	259,892
ARTISAN SMALL CAP FUND INST CL	395,252	289,425
AUTODESK, INC	86,560	186,870
AVALONBAY CMNTYS INC	65,441	62,508
BANK OF AMERICA CORP	71,793	101,546
BECTON DICKINSON & CO	99,578	111,638
BERKSHIRE HATHAWAY INC. CLASS	137,003	401,570
BIOGEN INC	159,607	152,029
BLACKROCK INC	196,535	425,178
BLACKSTONE SEC LENDING	1,046,386	929,984
BLUEROCK TOTAL INCOME REAL EST	512,871	472,908
BNY MELLON ALCENTRA GLOBAL MUL	384,100	318,649
BOEING CO	97,407	190,490
BROADCOM INC	173,088	361,198
CELANESE CORPORATION	168,248	306,720
CENTURY SMALL CAP SELECT INSTI	500,000	332,749
CHARLES RIV LABORATORIES INTL	124,388	80,405
CHESAPEAKE ENERGY CORPORATION	40,794	47,751

Investments Corporation Stock Schedule

Name of Stock	End of Year Book Value	End of Year Fair Market Value
CISCO SYSTEMS INC	219,497	393,411
CME GROUP, INC	145,459	378,360
COHEN & STEERS INSTITUTIONAL R	797,589	778,921
COMCAST CORP	451,882	472,025
CROWDSTRIKE HOLDINGS, INC	214,678	122,768
DB X TRACKERS MSCI EAFE HEDGED	1,511,038	1,582,009
DIAGEO PLC ADS	252,634	336,957
DOCUSIGN INC	161,687	45,444
DOLBY LABORATORIES	48,495	77,665
DOXIMITY ORD SHS CLASS A	51,699	40,809
EATON CORP PLC	158,157	392,375
ECOLAB INC	101,159	181,950
EDISON INTL	61,845	57,576
ENBRIDGE INC	112,153	119,177
EQT CORPORATION	32,796	37,078
ETSY INC	124,796	82,888
FIRST TR ENHANCED SHORT MATURI	123,001	123,041
FIRST TRUST EXCHANGE TRADED FD	208,359	187,185
FIRST TRUST INST PREFERRED SEC	69,365	60,501
FIRST TRUST LIMITED DURATION I	216,980	216,273
FIRST TRUST LOW DURATION OPPOR	224,708	217,138
FIRST TRUST TCW OPP FIXED INC	480,638	434,017
FREEPORT-MCMORAN COPPER & GOLD	77,672	153,786
FRONTIER MFG CORE INFRASTRUCTU	500,000	489,362
FULLER & THALER BEHAVIORAL SML	325,919	463,680
GENERAL MOTORS	36,248	32,429
GOLDMAN SACHS GROUP	115,390	206,028
GOLDMAN SACHS US EQUITY DIV AN	473,000	395,769
GQG PARTNERS EMERGING MARKETS	500,000	471,973
GUARDANT HEALTH INC	104,633	32,586

Investments Corporation Stock Schedule

Name of Stock	End of Year Book Value	End of Year Fair Market Value
HARDING LOEVNER INTL EQUITY	600,000	583,313
HOME DEPOT INC	119,374	648,461
HUBSPOT INC	203,254	109,002
INSULET CORPORATION	67,452	82,724
INTEL CORP	186,699	141,771
IONIS PHARMACEUTICALS INC	66,229	61,565
ISHARES TRUST RUSSELL 1000 GRO	856,667	1,674,927
ISHARES TRUST RUSSELL 1000 VAL	3,124,712	3,835,228
JOHNSON & JOHNSON	161,779	321,150
JOHNSON CONTROLS INTERNATIONAL	76,687	129,984
JP MORGAN CHASE	354,707	662,990
JPM TRIGGER PLUS EW BASKET SPX	250,000	200,500
L3HARRIS TECHNOLOGIES	59,226	129,715
LAM RESEARCH CORP	110,825	231,165
LIBERTY BROADBAND CORPORATION	16,727	21,661
LIBERTY MEDIA CORP - SER A	3,379	6,999
LIBERTY MEDIA CORP - SER C	12,014	15,782
LIBERTY SIRIUS XM CORP - SER C	28,705	35,295
LIBERTY SIRIUS XM GROUP - SER	13,852	17,218
LINDE PLC COM	56,934	113,184
LYFT INC	92,114	22,393
MASTERCARD INC	23,040	73,371
MATCH GROUP INC	149,894	49,995
MCDONALD'S CORP	85,839	237,177
MERCK & CO INC	240,650	540,437
METLIFE INC	44,680	73,673
MFS GLOBAL REAL ESTATE FUND CL	598,619	501,764
MICROSOFT CORP	231,030	1,350,426
MONDELEZ INTERNATIONAL INC	206,517	321,986
MS TRIGGER PLUS SX5E (SQFJM)	350,000	299,075

Investments Corporation Stock Schedule

Name of Stock	End of Year Book Value	End of Year Fair Market Value
NESTLE S.A	56,871	89,965
NIKE INC-CL B	105,220	234,020
NORTHROP GRUMMAN CORP	34,269	60,017
ORACLE CORP	53,599	70,950
PFIZER INC	56,207	93,001
PIMCO EMERGING MARKETS BOND IN	130,619	96,809
PIMCO FUNDS FOREIGN BOND FUND	118,150	99,157
PIONEER NAT RES CO	30,770	48,875
PNC FINANCIAL GROUP INC	218,687	401,326
PPG INDUSTRIES INC	50,368	68,151
PRINCIPAL MIDCAP FUND; R6	500,000	352,642
PRINCIPAL PREFERRED SECURITIES	248,990	208,952
PROCTER GAMBLE CO	220,035	411,182
PRUDENTIAL HIGH YIELD FUND CLA	250,000	205,098
RAYTHEON TECHNOLOGIES CORP	91,917	146,031
SAP AKTIENGESELL ADS	64,465	68,353
SCHWAB FUNDAMENTAL EMERG MKTS	500,000	488,095
SEAGATE TECHNOLOGY HOLDINGS PL	78,980	101,958
SEMPRA ENERGY COM	71,455	83,761
SNOWFLAKE INC	94,660	93,014
TARGET CORPORATION	112,619	283,176
TE CONNECTIVITY LTD	137,089	196,997
TEXAS INSTRUMENTS INC	64,395	342,832
THE COCA-COLA CO	62,976	93,952
THERMO FISHER SCIENTIFIC INC	169,137	440,552
THORNBURG INTERNATIONAL GROWTH	1,499,647	1,572,148
TJX COMPANIES INC	147,761	453,720
TOUCHSTONE MID CAP FUND CL R6	393,067	425,948
TRAVELERS COMPANIES INC	54,073	91,683
UBER	496,940	251,974

Investments Corporation Stock Schedule

Name of Stock	End of Year Book Value	End of Year Fair Market Value
UNION PACIFIC	192,670	451,206
UNITED PARCEL SERVICE	237,279	407,655
UNITEDHEALTH GROUP INC	140,352	865,784
VANGAURD HIGH-YIELD CORPORATE	274,425	258,556
VANGUARD FTSE EMERGING MARKETS	404,208	319,636
VANGUARD INTL GROWTH FD ADMIRA	1,570,999	1,347,659
VERIZON COMMUNICATIONS	82,669	61,228
VERTEX PHARMCTLS INC	141,039	286,759
VISA INC	35,928	85,805
VULCAN MATERIALS CO	51,516	84,578
WALT DISNEY HOLDINGS CO	179,703	219,285
WARNER BROS. DISCOVERY, INC	78,233	33,673
WASTE MANAGEMENT INC	20,436	60,556
WESTERN ASSET SMASH SERIES C F	194,375	185,693
WESTERN ASSET SMASH SERIES EC	745,451	546,463
WESTERN ASSET SMASH SERIES M F	333,485	242,638
WESTERN DIGITAL CORP	52,176	34,957
WILLIAMS COS	77,212	125,843
WOLFSPEED INC	102,286	108,945
ZOETIS INC	169,906	307,755

TY 2022 Investments Government Obligations Schedule**Name:** Frank McHugh-O'Donovan Foundation Inc**EIN:** 20-0842449**US Government Securities - End
of Year Book Value:**

696,425

**US Government Securities - End
of Year Fair Market Value:**

626,618

**State & Local Government
Securities - End of Year Book
Value:****State & Local Government
Securities - End of Year Fair
Market Value:**

TY 2022 Investments - Land Schedule**Name:** Frank McHugh-O'Donovan Foundation Inc**EIN:** 20-0842449

Category/ Item	Cost/Other Basis	Accumulated Depreciation	Book Value	End of Year Fair Market Value
AIR RIGHTS (845 W	2,756,000	0	2,756,000	2,756,000
BLDG IMP REPIPE IN	143,530	17,832	125,698	125,698
BLDG IMP REPIPE 68	65,100	6,707	58,393	58,393
BUILDING (2552 E 5	2,000	292	1,708	1,708
BUILDING - 10 UNIT	502,557	87,888	414,669	414,669
BUILDING - 20 UNIT	1,392,374	281,036	1,111,338	1,111,338
BUILDING - 3 STORE	90,992	16,628	74,364	74,364
BUILDING - 7 STORE	339,141	48,600	290,541	290,541
BUILDING - 8 STORE	1,255,000	162,024	1,092,976	1,092,976
BUILDING - AUTO RE	145,000	18,288	126,712	126,712
BLDG IMP - 1/1/18	78,522	11,832	66,690	66,690
BLDG IMP - 2/2/04	2,706	856	1,850	1,850
BLDG IMP - 6/30/17	19,963	3,076	16,887	16,887
BLDG IMP - 9/29/12	1,239	236	1,003	1,003
BLDG IMP 12/1/12	31,200	3,788	27,412	27,412
CARPET (1381 S WAL	827	292	535	535
CHURCH	121,000	15,256	105,744	105,744
CONCRETE CEMENT AS	8,000	1,112	6,888	6,888
CONDOMINIUM	192,000	40,936	151,064	151,064
DECK	1,256	312	944	944
ELECTRICAL IMP	1,733	220	1,513	1,513
FENCE	564	176	388	388
RAILING	804	248	556	556
RETROFIT SITUATION	20,348	5,024	15,324	15,324
ROOF (1139 E 68TH)	1,559	380	1,179	1,179
ROOF - 1/30/12	1,889	236	1,653	1,653
ROOF - 1/31/10	742	160	582	582
ROOF - 1/31/13	2,509	464	2,045	2,045
ROOF - 3/31/13	10,199	1,880	8,319	8,319
ROOF - 4/30/21	64,940	2,775	62,165	62,165

Category/ Item	Cost/Other Basis	Accumulated Depreciation	Book Value	End of Year Fair Market Value
ROOF - 4/30/22	45,550	779	44,771	44,771
ROOF - 9/8/18	35,349	3,652	31,697	31,697
ROOF - 10/30/09	1,599	348	1,251	1,251
ROOF - 11/17/04	4,529	728	3,801	3,801
SEC BARS - 10/3/11	1,104	220	884	884
SEC BARS -11/19/04	369	108	261	261
TILE FLOOR &SHOWER	1,441	180	1,261	1,261
TILE FLOOR-1/9/13	1,389	256	1,133	1,133
TILE FLOOR-1/14/13	1,958	364	1,594	1,594
TILE FLOOR-1/25/13	1,292	240	1,052	1,052
TILE FLOOR-2/21/13	803	148	655	655
TILE FLOOR-8/12/13	2,458	444	2,014	2,014
TILE FLOOR-8/28/13	2,412	436	1,976	1,976
TILE FLOOR-10/7/12	2,129	400	1,729	1,729
TILE FLOOR-12/8/12	2,093	392	1,701	1,701
WOODEN BEAMS	4,001	952	3,049	3,049
CARPET (10206-08 I	449	160	289	289
APPLIANCES	479	479		0
BLINDS & LOCKS	450	450		0
BLINDS (10206-08 I	253	253		0
HEATERS &GAS LINES	9,536	9,536		0
HVAC (1271-89 W JE	27,990	2,872	25,118	25,118
HVAC (1381 S WALNU	2,443	428	2,015	2,015
STOVE (10206-08 I	299	299		0
WATER HTR INGLEWOO	7,135	5,530	1,605	1,605
WATER HTR 1271-89	2,950	1,509	1,441	1,441
LAND (10206-08 ING	541,000	0	541,000	2,644,507
LAND (1139 E 68TH)	191,000	0	191,000	510,435
LAND (1271-89 W JE	962,000	0	962,000	2,387,332
LAND (1381 S WALNU	133,000	0	133,000	331,386

Category/ Item	Cost/Other Basis	Accumulated Depreciation	Book Value	End of Year Fair Market Value
LAND (2552 E 57TH)	143,000	0	143,000	298,292
LAND (310 W AVE)	70,597	0	70,597	70,597
LAND (45132 SPEARM	235,000	0	235,000	235,000
LAND (5001-13 S HO	178,000	0	178,000	227,744
LAND (5269-73 S BR	110,000	0	110,000	696,036
LAND (6080-84 S HO	399,000	0	399,000	535,379
LAND (845 W OLYMPI	2,514,297	0	2,514,297	17,222,261
LAND (916 W 9TH)	1,260,667	0	1,260,667	1,275,723
LAND-DEM BLDG (845	1	0	1	1
LAND-DEM BLDG (916	1	0	1	1
LAND-DEM&ASB REM 8	1	0	1	1
LAND-DEM&ASB REM 9	1	0	1	1
LAND IMP-FENCE(526	1,075	400	675	675
HAZ WASTE RMVL 09	1	0	1	1
HAZ WASTE RMVL 10	1	0	1	1
LIGHTING & ELECTRI	913	668	245	245
PARKING LOT (845 W	78,788	57,296	21,492	21,492
PARKING LOT PAV 09	23,236	9,068	14,168	14,168
PARKING LOT PAV 10	16,095	5,988	10,107	10,107
PAVING (1271-89 W	14,413	4,636	9,777	9,777
TANK	1	0	1	1
BLDG-372 W VERNON				
LAND-372 W VERNON		0	0	

TY 2022 Investments - Other Schedule**Name:** Frank McHugh-O'Donovan Foundation Inc**EIN:** 20-0842449**Investments Other Schedule 2**

Category/ Item	Listed at Cost or FMV	Book Value	End of Year Fair Market Value
BLACKSTONE REAL ESTATE INC TR		1,559,956	2,097,280
HINES GLOBAL INC TRUST, INC		516,514	519,969
ICAPITAL STEPSTONE TACTICAL GR		251,127	301,214
MS DIRECT LENDING FND		1,304,864	1,421,683
NORTH HAVEN CREDIT PARTNERS II		326,241	380,390
NUVEEN GLOBAL CITIES REIT		516,132	519,750
ORBIMED ASIA PTNS IV ASP FD		209,493	229,064
PARTNERS GROUP PRIVATE EQUITY		967,837	1,326,843
POMONA INVESTMENT FUND		500,000	517,329

TY 2022 Legal Fees Schedule**Name:** Frank McHugh-O'Donovan Foundation Inc**EIN:** 20-0842449

Category	Amount	Net Investment Income	Adjusted Net Income	Disbursements for Charitable Purposes
GENERAL CONSULTATIONS	10,591	10,567		24
DOCUMENT REVIEW/DRAFTING	1,280	1,180		100

TY 2022 Other Expenses Schedule**Name:** Frank McHugh-O'Donovan Foundation Inc**EIN:** 20-0842449**Other Expenses Schedule**

Description	Revenue and Expenses per Books	Net Investment Income	Adjusted Net Income	Disbursements for Charitable Purposes
Administrative Fees	124,091			124,091
Bank Charges	458	458		
FORECLOSURE FEES	6,997	6,997		
Indemnification Insurance	17,442			17,442
INSURANCE PREMIUMS	5,551	740		4,811
K-1 Exp ICAPITAL STEPSTONE TAC	2,131	2,131		
K-1 Exp ORBIMED ASIA PTNS IV A	9,192	9,192		
PLACEMENT FEES	40,000	40,000		
Registered Agent Fee	568			568
State or Local Filing Fees	463			463

Other Expenses Schedule

Description	Revenue and Expenses per Books	Net Investment Income	Adjusted Net Income	Disbursements for Charitable Purposes
PROPERTY INSURANCE	41,566	41,566		
PROPERTY MAINTENANCE	200,430	200,430		
POSTAGE	15	15		

TY 2022 Other Income Schedule**Name:** Frank McHugh-O'Donovan Foundation Inc**EIN:** 20-0842449**Other Income Schedule**

Description	Revenue And Expenses Per Books	Net Investment Income	Adjusted Net Income
K-1 INC/LOSS ORBIMED ASIA PTNS IV ASP F	359	359	
CLASS ACTION LAWSUIT PROCEEDS	957	957	
interest income from mortgage loans	306,535	306,535	
INCOME FROM MORTGAGE COLLECTIONS	7,529	7,529	
INCOME FROM RENTAL PROPERTIES	26	26	

TY 2022 Other Liabilities Schedule**Name:** Frank McHugh-O'Donovan Foundation Inc**EIN:** 20-0842449**Other Liabilities Schedule**

Description	Beginning of Year - Book Value	End of Year - Book Value
SECURITY DEPOSIT		63,610

TY 2022 Other Professional Fees Schedule**Name:** Frank McHugh-O'Donovan Foundation Inc**EIN:** 20-0842449

Category	Amount	Net Investment Income	Adjusted Net Income	Disbursements for Charitable Purposes
APPRAISAL SERVICES	750	750		
INVESTMENT MANAGEMENT SERVICES	318,144	318,144		
ADMINISTRATIVE SERVICES	1,640	1,640		
PROFESSIONAL LABOR SERVICES	16,281	16,281		

TY 2022 Taxes Schedule**Name:** Frank McHugh-O'Donovan Foundation Inc**EIN:** 20-0842449**Taxes Schedule**

Category	Amount	Net Investment Income	Adjusted Net Income	Disbursements for Charitable Purposes
990-PF ESTIMATED TAX FOR 2022	19,600			
990-PF EXTENSION FOR 2021	23,000			
FOREIGN TAX PAID	2,055	2,055		
PROPERTY TAXES	373,192	373,192		

Schedule B
(Form 990)
Department of the Treasury
Internal Revenue Service

Schedule of Contributors
▶ **Attach to Form 990, 990-EZ, or 990-PF.**
▶ **Go to www.irs.gov/Form990 for the latest information.**

OMB No. 1545-0047
2022

Name of the organization
Frank McHugh-O'Donovan Foundation Inc

Employer identification number
20-0842449

Organization type (check one):

Filers of:

Section:

Form 990 or 990-EZ

501(c)() (enter number) organization

4947(a)(1) nonexempt charitable trust **not** treated as a private foundation

527 political organization

Form 990-PF

501(c)(3) exempt private foundation

4947(a)(1) nonexempt charitable trust treated as a private foundation

501(c)(3) taxable private foundation

Check if your organization is covered by the **General Rule** or a **Special Rule**.

Note: Only a section 501(c)(7), (8), or (10) organization can check boxes for both the General Rule and a Special Rule. See instructions.

General Rule

For an organization filing Form 990, 990-EZ, or 990-PF that received, during the year, contributions totaling \$5,000 or more (in money or other property) from any one contributor. Complete Parts I and II. See instructions for determining a contributor's total contributions.

Special Rules

For an organization described in section 501(c)(3) filing Form 990 or 990-EZ that met the 33¹/₃% support test of the regulations under sections 509(a)(1) and 170(b)(1)(A)(vi), that checked Schedule A (Form 990 or 990-EZ), Part II, line 13, 16a, or 16b, and that received from any one contributor, during the year, total contributions of the greater of **(1)** \$5,000 or **(2)** 2% of the amount on (i) Form 990, Part VIII, line 1h, or (ii) Form 990-EZ, line 1. Complete Parts I and II.

For an organization described in section 501(c)(7), (8), or (10) filing Form 990 or 990-EZ that received from any one contributor, during the year, total contributions of more than \$1,000 *exclusively* for religious, charitable, scientific, literary, or educational purposes, or for the prevention of cruelty to children or animals. Complete Parts I, II, and III.

For an organization described in section 501(c)(7), (8), or (10) filing Form 990 or 990-EZ that received from any one contributor, during the year, contributions *exclusively* for religious, charitable, etc., purposes, but no such contributions totaled more than \$1,000. If this box is checked, enter here the total contributions that were received during the year for an *exclusively* religious, charitable, etc., purpose. Don't complete any of the parts unless the **General Rule** applies to this organization because it received *nonexclusively* religious, charitable, etc., contributions totaling \$5,000 or more during the year ▶ \$ _____

Caution: An organization that isn't covered by the General Rule and/or the Special Rules doesn't file Schedule B (Form 990, 990-EZ, or 990-PF), but it **must** answer "No" on Part IV, line 2, of its Form 990; or check the box on line H of its Form 990-EZ or on its Form 990PF, Part I, line 2, to certify that it doesn't meet the filing requirements of Schedule B (Form 990, 990-EZ, or 990-PF).

Name of organization
Frank McHugh-O'Donovan Foundation Inc

Employer identification number
20-0842449

Part I
Contributors (see instructions). Use duplicate copies of Part I if additional space is needed.

(a) No.	(b) Name, address, and ZIP + 4	(c) Total contributions	(d) Type of contribution
1	Christine O'Donovan Trust A dated 8 25 S Raymond Avenue Suite 319 Alhambra, CA 91801	\$ 33,994	<input checked="" type="checkbox"/> Person <input type="checkbox"/> Payroll <input type="checkbox"/> Noncash (Complete Part II for noncash contributions.)
		\$	<input type="checkbox"/> Person <input type="checkbox"/> Payroll <input type="checkbox"/> Noncash (Complete Part II for noncash contributions.)
		\$	<input type="checkbox"/> Person <input type="checkbox"/> Payroll <input type="checkbox"/> Noncash (Complete Part II for noncash contributions.)
		\$	<input type="checkbox"/> Person <input type="checkbox"/> Payroll <input type="checkbox"/> Noncash (Complete Part II for noncash contributions.)
		\$	<input type="checkbox"/> Person <input type="checkbox"/> Payroll <input type="checkbox"/> Noncash (Complete Part II for noncash contributions.)
		\$	<input type="checkbox"/> Person <input type="checkbox"/> Payroll <input type="checkbox"/> Noncash (Complete Part II for noncash contributions.)

Name of organization
 Frank McHugh-O'Donovan Foundation Inc

Employer identification number
 20-0842449

Part II Noncash Property

(a) No. from Part I	(b) Description of noncash property given <small>(see instructions). Use duplicate copies of Part II if additional space is needed.</small>	(c) FMV (or estimate) <small>(See instructions)</small>	(d) Date received
-	_____ _____ _____	_____ \$	_____
-	_____ _____ _____	_____ \$	_____
-	_____ _____ _____	_____ \$	_____
-	_____ _____ _____	_____ \$	_____
-	_____ _____ _____	_____ \$	_____
-	_____ _____ _____	_____ \$	_____
-	_____ _____ _____	_____ \$	_____
-	_____ _____ _____	_____ \$	_____
-	_____ _____ _____	_____ \$	_____

Name of organization
Frank McHugh-O'Donovan Foundation Inc

Employer identification number
20-0842449

Part III *Exclusively* religious, charitable, etc., contributions to organizations described in section 501(c)(7), (8), or (10) that total more than \$1,000 for the year from any one contributor. Complete columns (a) through (e) and the following line entry. For organizations completing Part III, enter the total of *exclusively* religious, charitable, etc., contributions of \$1,000 or less for the year. (Enter this information once. See instructions.) ▶ \$ _____
Use duplicate copies of Part III if additional space is needed.

(a) No. from Part I	(b) Purpose of gift	(c) Use of gift	(d) Description of how gift is held
	_____ _____	_____ _____	_____ _____
(e) Transfer of gift			
Transferee's name, address, and ZIP 4		Relationship of transferor to transferee	
_____ _____		_____ _____	

(a) No. from Part I	(b) Purpose of gift	(c) Use of gift	(d) Description of how gift is held
	_____ _____	_____ _____	_____ _____
(e) Transfer of gift			
Transferee's name, address, and ZIP 4		Relationship of transferor to transferee	
_____ _____		_____ _____	

(a) No. from Part I	(b) Purpose of gift	(c) Use of gift	(d) Description of how gift is held
	_____ _____	_____ _____	_____ _____
(e) Transfer of gift			
Transferee's name, address, and ZIP 4		Relationship of transferor to transferee	
_____ _____		_____ _____	

(a) No. from Part I	(b) Purpose of gift	(c) Use of gift	(d) Description of how gift is held
	_____ _____	_____ _____	_____ _____
(e) Transfer of gift			
Transferee's name, address, and ZIP 4		Relationship of transferor to transferee	
_____ _____		_____ _____	