

Form **990-PF**
 Department of the Treasury
 Internal Revenue Service

**Return of Private Foundation
 or Section 4947(a)(1) Trust Treated as Private Foundation**

OMB No. 1545-0052

2020

Open to Public Inspection

▶ **Do not enter social security numbers on this form as it may be made public.**
 ▶ **Go to www.irs.gov/Form990PF for instructions and the latest information.**

For calendar year 2020, or tax year beginning 01-01-2020 , and ending 12-31-2020

Name of foundation Frank McHugh-O'Donovan Foundation Inc		A Employer identification number 20-0842449	
% Foundation Source		B Telephone number (see instructions) (800) 839-1754	
Number and street (or P.O. box number if mail is not delivered to street address) Foundation Source 501 Silverside Rd	Room/suite	C If exemption application is pending, check here <input type="checkbox"/> D 1. Foreign organizations, check here..... <input type="checkbox"/> 2. Foreign organizations meeting the 85% test, check here and attach computation ... <input type="checkbox"/> E If private foundation status was terminated under section 507(b)(1)(A), check here <input type="checkbox"/> F If the foundation is in a 60-month termination under section 507(b)(1)(B), check here <input type="checkbox"/>	
City or town, state or province, country, and ZIP or foreign postal code Wilmington, DE 198091377			
G Check all that apply: <input type="checkbox"/> Initial return <input type="checkbox"/> Initial return of a former public charity <input type="checkbox"/> Final return <input type="checkbox"/> Amended return <input type="checkbox"/> Address change <input type="checkbox"/> Name change			
H Check type of organization: <input checked="" type="checkbox"/> Section 501(c)(3) exempt private foundation <input type="checkbox"/> Section 4947(a)(1) nonexempt charitable trust <input type="checkbox"/> Other taxable private foundation			
I Fair market value of all assets at end of year (from Part II, col. (c), line 16) ▶ \$ <u>104,027,862</u>		J Accounting method: <input checked="" type="checkbox"/> Cash <input type="checkbox"/> Accrual <input type="checkbox"/> Other (specify) _____ <i>(Part I, column (d) must be on cash basis.)</i>	

Part I Analysis of Revenue and Expenses <i>(The total of amounts in columns (b), (c), and (d) may not necessarily equal the amounts in column (a) (see instructions).)</i>		(a) Revenue and expenses per books	(b) Net investment income	(c) Adjusted net income	(d) Disbursements for charitable purposes (cash basis only)
Revenue	1 Contributions, gifts, grants, etc., received (attach schedule)	0			
	2 Check <input checked="" type="checkbox"/> if the foundation is not required to attach Sch. B				
	3 Interest on savings and temporary cash investments	47,954	47,954		
	4 Dividends and interest from securities	1,052,840	1,051,681		
	5a Gross rents	791,993	791,993		
	b Net rental income or (loss)	-312,047			
	6a Net gain or (loss) from sale of assets not on line 10	-350,239			
	b Gross sales price for all assets on line 6a	20,749,706			
	7 Capital gain net income (from Part IV, line 2)		0		
	8 Net short-term capital gain				
	9 Income modifications				
	10a Gross sales less returns and allowances				
b Less: Cost of goods sold					
c Gross profit or (loss) (attach schedule)					
11 Other income (attach schedule)	253,676	253,676			
12 Total. Add lines 1 through 11	1,796,224	2,145,304			
Operating and Administrative Expenses	13 Compensation of officers, directors, trustees, etc.	3,000			3,000
	14 Other employee salaries and wages				
	15 Pension plans, employee benefits				
	16a Legal fees (attach schedule)	35,892	34,249	0	1,643
	b Accounting fees (attach schedule)	100,319	0	0	100,319
	c Other professional fees (attach schedule)	295,499	295,499		
	17 Interest				
	18 Taxes (attach schedule) (see instructions)	661,939	648,305		
	19 Depreciation (attach schedule) and depletion	213,980	213,980	0	
	20 Occupancy	250	250		
	21 Travel, conferences, and meetings				
	22 Printing and publications				
	23 Other expenses (attach schedule)	400,875	214,665		186,210
	24 Total operating and administrative expenses. Add lines 13 through 23	1,711,754	1,406,948	0	291,172
	25 Contributions, gifts, grants paid	4,400,000			4,400,000
26 Total expenses and disbursements. Add lines 24 and 25	6,111,754	1,406,948	0	4,691,172	
27 Subtract line 26 from line 12:					
a Excess of revenue over expenses and disbursements	-4,315,530				
b Net investment income (if negative, enter -0-)		738,356			
c Adjusted net income (if negative, enter -0-)					

Part II Balance Sheets Attached schedules and amounts in the description column should be for end-of-year amounts only. (See instructions.)

		Beginning of year	End of year	
		(a) Book Value	(b) Book Value	(c) Fair Market Value
Assets	1 Cash—non-interest-bearing			
	2 Savings and temporary cash investments	10,339,980	8,325,926	8,325,926
	3 Accounts receivable ▶ <u>6,528</u>			
	Less: allowance for doubtful accounts ▶ _____	9,245	6,528	6,528
	4 Pledges receivable ▶ _____			
	Less: allowance for doubtful accounts ▶ _____			
	5 Grants receivable			
	6 Receivables due from officers, directors, trustees, and other disqualified persons (attach schedule) (see instructions)			
	7 Other notes and loans receivable (attach schedule) ▶ _____			
	Less: allowance for doubtful accounts ▶ _____			
	8 Inventories for sale or use			
	9 Prepaid expenses and deferred charges			
	10a Investments—U.S. and state government obligations (attach schedule)	2,373,101	2,803,459	2,864,596
	b Investments—corporate stock (attach schedule)	30,068,129	28,438,486	45,694,688
	c Investments—corporate bonds (attach schedule)	5,342,974	4,864,178	4,956,302
	11 Investments—land, buildings, and equipment: basis ▶ <u>14,380,153</u>			
Less: accumulated depreciation (attach schedule) ▶ <u>434,630</u>	14,132,603	13,945,523	33,695,600	
12 Investments—mortgage loans	4,826,263	4,526,175	4,526,175	
13 Investments—other (attach schedule)	3,720,001	3,577,191	3,958,047	
14 Land, buildings, and equipment: basis ▶ _____				
Less: accumulated depreciation (attach schedule) ▶ _____				
15 Other assets (describe ▶ _____)				
16 Total assets (to be completed by all filers—see the instructions. Also, see page 1, item I)	70,812,296	66,487,466	104,027,862	
Liabilities	17 Accounts payable and accrued expenses			
	18 Grants payable			
	19 Deferred revenue			
	20 Loans from officers, directors, trustees, and other disqualified persons	10,000		
	21 Mortgages and other notes payable (attach schedule)			
	22 Other liabilities (describe ▶ _____)	50,531	51,231	
	23 Total liabilities (add lines 17 through 22)	60,531	51,231	
Net Assets or Fund Balances	Foundations that follow FASB ASC 958, check here ▶ <input type="checkbox"/> and complete lines 24, 25, 29 and 30.			
	24 Net assets without donor restrictions			
	25 Net assets with donor restrictions			
	Foundations that do not follow FASB ASC 958, check here ▶ <input checked="" type="checkbox"/> and complete lines 26 through 30.			
	26 Capital stock, trust principal, or current funds			
	27 Paid-in or capital surplus, or land, bldg., and equipment fund			
	28 Retained earnings, accumulated income, endowment, or other funds	70,751,765	66,436,235	
29 Total net assets or fund balances (see instructions)	70,751,765	66,436,235		
30 Total liabilities and net assets/fund balances (see instructions) .	70,812,296	66,487,466		

Part III Analysis of Changes in Net Assets or Fund Balances

1 Total net assets or fund balances at beginning of year—Part II, column (a), line 29 (must agree with end-of-year figure reported on prior year's return)	1	70,751,765
2 Enter amount from Part I, line 27a	2	-4,315,530
3 Other increases not included in line 2 (itemize) ▶ _____	3	
4 Add lines 1, 2, and 3	4	66,436,235
5 Decreases not included in line 2 (itemize) ▶ _____	5	
6 Total net assets or fund balances at end of year (line 4 minus line 5)—Part II, column (b), line 29 .	6	66,436,235

Part IV Capital Gains and Losses for Tax on Investment Income

2 Capital gain net income or (net capital loss)	{ If gain, also enter in Part I, line 7 If (loss), enter -0- in Part I, line 7 }	2	-350,239
3 Net short-term capital gain or (loss) as defined in sections 1222(5) and (6): If gain, also enter in Part I, line 8, column (c) (see instructions). If (loss), enter -0- in Part I, line 8	}	3	

Part V Qualification Under Section 4940(e) for Reduced Tax on Net Investment Income

SECTION 4940(e) REPEALED ON DECEMBER 20, 2019 - DO NOT COMPLETE

1 Reserved

(a) Reserved	(b) Reserved	(c) Reserved	(d) Reserved

2 Reserved	2	
3 Reserved	3	
4 Reserved	4	
5 Reserved	5	
6 Reserved	6	
7 Reserved	7	
8 Reserved ,	8	

Part VI Excise Tax Based on Investment Income (Section 4940(a), 4940(b), 4940(e), or 4948—see instructions)

Table with 11 rows for excise tax calculations. Includes fields for exempt foundations, tax under section 511, tax based on investment income, and credits/payments. Total tax due is 5,186.

Part VII-A Statements Regarding Activities

Table with 10 rows for activity statements. Columns include question number, Yes, and No. Questions cover political activities, tax on political expenditures, and asset requirements.

Part VII-A Statements Regarding Activities (continued)

Table with 3 columns: Question, Yes, No. Rows 11-13 regarding controlled entities, donor advised funds, and public inspection requirements.

14 The books are in care of Foundation Source Telephone no. (800) 839-1754

Located at 501 Silverside Road Suite 123 Wilmington DE ZIP+4 198091377

15 Section 4947(a)(1) nonexempt charitable trusts filing Form 990-PF in lieu of Form 1041 - check here and enter the amount of tax-exempt interest received or accrued during the year 15

Table with 3 columns: Question, Yes, No. Row 16 regarding interest in foreign countries.

Part VII-B Statements Regarding Activities for Which Form 4720 May Be Required

File Form 4720 if any item is checked in the "Yes" column, unless an exception applies.

Main table for Part VII-B with 3 columns: Question, Yes, No. Rows 1a-4b regarding Form 4720 exceptions and requirements.

Part VII-B Statements Regarding Activities for Which Form 4720 May Be Required (continued)

5a During the year did the foundation pay or incur any amount to:
(1) Carry on propaganda, or otherwise attempt to influence legislation (section 4945(e))?
(2) Influence the outcome of any specific public election (see section 4955); or to carry on, directly or indirectly, any voter registration drive?
(3) Provide a grant to an individual for travel, study, or other similar purposes?
(4) Provide a grant to an organization other than a charitable, etc., organization described in section 4945(d)(4)(A)? See instructions.
(5) Provide for any purpose other than religious, charitable, scientific, literary, or educational purposes, or for the prevention of cruelty to children or animals?
b If any answer is "Yes" to 5a(1)-(5), did any of the transactions fail to qualify under the exceptions described in Regulations section 53.4945 or in a current notice regarding disaster assistance? See instructions.
Organizations relying on a current notice regarding disaster assistance check here.
c If the answer is "Yes" to question 5a(4), does the foundation claim exemption from the tax because it maintained expenditure responsibility for the grant?
If "Yes," attach the statement required by Regulations section 53.4945-5(d).
6a Did the foundation, during the year, receive any funds, directly or indirectly, to pay premiums on a personal benefit contract?
b Did the foundation, during the year, pay premiums, directly or indirectly, on a personal benefit contract?
If "Yes" to 6b, file Form 8870.
7a At any time during the tax year, was the foundation a party to a prohibited tax shelter transaction?
b If "Yes," did the foundation receive any proceeds or have any net income attributable to the transaction?
8 Is the foundation subject to the section 4960 tax on payment(s) of more than \$1,000,000 in remuneration or excess parachute payment during the year?

Part VIII Information About Officers, Directors, Trustees, Foundation Managers, Highly Paid Employees, and Contractors

1 List all officers, directors, trustees, foundation managers and their compensation. See instructions

Table with 5 columns: (a) Name and address, (b) Title, and average hours per week devoted to position, (c) Compensation (If not paid, enter -0-), (d) Contributions to employee benefit plans and deferred compensation, (e) Expense account, other allowances

2 Compensation of five highest-paid employees (other than those included on line 1—see instructions). If none, enter "NONE."

Table with 5 columns: (a) Name and address of each employee paid more than \$50,000, (b) Title, and average hours per week devoted to position, (c) Compensation, (d) Contributions to employee benefit plans and deferred compensation, (e) Expense account, other allowances

Total number of other employees paid over \$50,000.

Part VIII Information About Officers, Directors, Trustees, Foundation Managers, Highly Paid Employees, and Contractors (continued)

3 Five highest-paid independent contractors for professional services (see instructions). If none, enter "NONE".

(a) Name and address of each person paid more than \$50,000	(b) Type of service	(c) Compensation
Foundation Source 55 Walls Drive 3rd Fl Fairfield, CT 06824	Administrative	146,002
Wells Fargo po box 95021 HENDERSON, NV 890095021	Investment mgmt	139,914
Morgan Stanley 15260 ventura blvd ste 1900 SHERMAN OAKS, CA 91403	Investment mgmt	139,556
Squar Milner LLP 18500 Von Karman Ave 10th Floor Irvine, CA 92612	accounting	100,319

Total number of others receiving over \$50,000 for professional services. ▶

Part IX-A Summary of Direct Charitable Activities

List the foundation's four largest direct charitable activities during the tax year. Include relevant statistical information such as the number of organizations and other beneficiaries served, conferences convened, research papers produced, etc.	Expenses
1	
2	
3	
4	

Part IX-B Summary of Program-Related Investments (see instructions)

Describe the two largest program-related investments made by the foundation during the tax year on lines 1 and 2.	Amount
1	
2	
3 All other program-related investments. See instructions.	

Total. Add lines 1 through 3 ▶

Part X Minimum Investment Return (All domestic foundations must complete this part. Foreign foundations, see instructions.)

1	Fair market value of assets not used (or held for use) directly in carrying out charitable, etc., purposes:		
a	Average monthly fair market value of securities.	1a	46,835,006
b	Average of monthly cash balances.	1b	12,184,500
c	Fair market value of all other assets (see instructions).	1c	42,159,733
d	Total (add lines 1a, b, and c).	1d	101,179,239
e	Reduction claimed for blockage or other factors reported on lines 1a and 1c (attach detailed explanation).	1e	
2	Acquisition indebtedness applicable to line 1 assets.	2	0
3	Subtract line 2 from line 1d.	3	101,179,239
4	Cash deemed held for charitable activities. Enter 1 1/2% of line 3 (for greater amount, see instructions).	4	1,517,689
5	Net value of noncharitable-use assets. Subtract line 4 from line 3. Enter here and on Part V, line 4	5	99,661,550
6	Minimum investment return. Enter 5% of line 5.	6	4,983,078

Part XI Distributable Amount (see instructions) (Section 4942(j)(3) and (j)(5) private operating foundations and certain foreign organizations check here and do not complete this part.)

1	Minimum investment return from Part X, line 6.	1	4,983,078
2a	Tax on investment income for 2020 from Part VI, line 5.	2a	10,263
b	Income tax for 2020. (This does not include the tax from Part VI.).	2b	
c	Add lines 2a and 2b.	2c	10,263
3	Distributable amount before adjustments. Subtract line 2c from line 1.	3	4,972,815
4	Recoveries of amounts treated as qualifying distributions.	4	
5	Add lines 3 and 4.	5	4,972,815
6	Deduction from distributable amount (see instructions).	6	
7	Distributable amount as adjusted. Subtract line 6 from line 5. Enter here and on Part XIII, line 1.	7	4,972,815

Part XII Qualifying Distributions (see instructions)

1	Amounts paid (including administrative expenses) to accomplish charitable, etc., purposes:		
a	Expenses, contributions, gifts, etc.—total from Part I, column (d), line 26.	1a	4,691,172
b	Program-related investments—total from Part IX-B.	1b	0
2	Amounts paid to acquire assets used (or held for use) directly in carrying out charitable, etc., purposes.	2	0
3	Amounts set aside for specific charitable projects that satisfy the:		
a	Suitability test (prior IRS approval required).	3a	0
b	Cash distribution test (attach the required schedule).	3b	0
4	Qualifying distributions. Add lines 1a through 3b. Enter here and on Part V, line 8, and Part XIII, line 4	4	4,691,172
5	Foundations that qualify under section 4940(e) for the reduced rate of tax on net investment income. Enter 1% of Part I, line 27b. See instructions.	5	0
6	Adjusted qualifying distributions. Subtract line 5 from line 4.	6	4,691,172

Note: The amount on line 6 will be used in Part V, column (b), in subsequent years when calculating whether the foundation qualifies for the section 4940(e) reduction of tax in those years.

Part XIII Undistributed Income (see instructions)

	(a) Corpus	(b) Years prior to 2019	(c) 2019	(d) 2020
1 Distributable amount for 2020 from Part XI, line 7				4,972,815
2 Undistributed income, if any, as of the end of 2020:				
a Enter amount for 2019 only.			4,624,402	
b Total for prior years: 2018, 2017, 2016				
3 Excess distributions carryover, if any, to 2020:				
a From 2015.				
b From 2016.				
c From 2017.				
d From 2018.				
e From 2019.				
f Total of lines 3a through e.				
4 Qualifying distributions for 2020 from Part XII, line 4: ▶ \$ <u>4,691,172</u>				
a Applied to 2019, but not more than line 2a			4,624,402	
b Applied to undistributed income of prior years (Election required—see instructions).				
c Treated as distributions out of corpus (Election required—see instructions).				
d Applied to 2020 distributable amount.				66,770
e Remaining amount distributed out of corpus	0			
5 Excess distributions carryover applied to 2020. (If an amount appears in column (d), the same amount must be shown in column (a).)				
6 Enter the net total of each column as indicated below:				
a Corpus. Add lines 3f, 4c, and 4e. Subtract line 5	0			
b Prior years' undistributed income. Subtract line 4b from line 2b				
c Enter the amount of prior years' undistributed income for which a notice of deficiency has been issued, or on which the section 4942(a) tax has been previously assessed.				
d Subtract line 6c from line 6b. Taxable amount—see instructions				
e Undistributed income for 2019. Subtract line 4a from line 2a. Taxable amount—see instructions				
f Undistributed income for 2021. Subtract lines 4d and 5 from line 1. This amount must be distributed in 2020				4,906,045
7 Amounts treated as distributions out of corpus to satisfy requirements imposed by section 170(b)(1)(F) or 4942(g)(3) (Election may be required - see instructions).				
8 Excess distributions carryover from 2015 not applied on line 5 or line 7 (see instructions).				
9 Excess distributions carryover to 2021. Subtract lines 7 and 8 from line 6a	0			
10 Analysis of line 9:				
a Excess from 2016.				
b Excess from 2017.				
c Excess from 2018.				
d Excess from 2019.				
e Excess from 2020.	0			

Part XIV Private Operating Foundations (see instructions and Part VII-A, question 9)

1a If the foundation has received a ruling or determination letter that it is a private operating foundation, and the ruling is effective for 2020, enter the date of the ruling. ▶

b Check box to indicate whether the organization is a private operating foundation described in section 4942(j)(3) or 4942(j)(5)

2a Enter the lesser of the adjusted net income from Part I or the minimum investment return from Part X for each year listed

	Tax year	Prior 3 years			(e) Total
	(a) 2020	(b) 2019	(c) 2018	(d) 2017	
b 85% of line 2a					
c Qualifying distributions from Part XII, line 4 for each year listed					
d Amounts included in line 2c not used directly for active conduct of exempt activities					
e Qualifying distributions made directly for active conduct of exempt activities. Subtract line 2d from line 2c					

3 Complete 3a, b, or c for the alternative test relied upon:

a "Assets" alternative test—enter:

(1) Value of all assets

(2) Value of assets qualifying under section 4942(j)(3)(B)(i)

b "Endowment" alternative test— enter 2/3 of minimum investment return shown in Part X, line 6 for each year listed. . .

c "Support" alternative test—enter:

(1) Total support other than gross investment income (interest, dividends, rents, payments on securities loans (section 512(a)(5)), or royalties)

(2) Support from general public and 5 or more exempt organizations as provided in section 4942(j)(3)(B)(iii).

(3) Largest amount of support from an exempt organization

(4) Gross investment income

Part XV Supplementary Information (Complete this part only if the foundation had \$5,000 or more in assets at any time during the year—see instructions.)

1 Information Regarding Foundation Managers:

a List any managers of the foundation who have contributed more than 2% of the total contributions received by the foundation before the close of any tax year (but only if they have contributed more than \$5,000). (See section 507(d)(2).) NONE

b List any managers of the foundation who own 10% or more of the stock of a corporation (or an equally large portion of the ownership of a partnership or other entity) of which the foundation has a 10% or greater interest.

2 Information Regarding Contribution, Grant, Gift, Loan, Scholarship, etc., Programs:

Check here if the foundation only makes contributions to preselected charitable organizations and does not accept unsolicited requests for funds. If the foundation makes gifts, grants, etc. to individuals or organizations under other conditions, complete items 2a, b, c, and d. See instructions

a The name, address, and telephone number or email address of the person to whom applications should be addressed:

b The form in which applications should be submitted and information and materials they should include:

c Any submission deadlines:

d Any restrictions or limitations on awards, such as by geographical areas, charitable fields, kinds of institutions, or other factors:

Part XV **Supplementary Information** (continued)

Information Regarding Transfers To and Transactions and Relationships With Noncharitable Exempt Organizations

Part XVII

1 Did the organization directly or indirectly engage in any of the following with any other organization described in section 501(c) (other than section 501(c)(3) organizations) or in section 527, relating to political organizations?

Table with 3 columns: Question, Yes, No. Rows include 1a(1) Cash, 1a(2) Other assets, 1b(1) Sales of assets, 1b(2) Purchases of assets, 1b(3) Rental of facilities, 1b(4) Reimbursement arrangements, 1b(5) Loans or loan guarantees, 1b(6) Performance of services, and 1c Sharing of facilities.

a Transfers from the reporting foundation to a noncharitable exempt organization of:

- (1) Cash.
(2) Other assets.
b Other transactions:
(1) Sales of assets to a noncharitable exempt organization.
(2) Purchases of assets from a noncharitable exempt organization.
(3) Rental of facilities, equipment, or other assets.
(4) Reimbursement arrangements.
(5) Loans or loan guarantees.
(6) Performance of services or membership or fundraising solicitations.

c Sharing of facilities, equipment, mailing lists, other assets, or paid employees.

d If the answer to any of the above is "Yes," complete the following schedule. Column (b) should always show the fair market value of the goods, other assets, or services given by the reporting foundation. If the foundation received less than fair market value in any transaction or sharing arrangement, show in column (d) the value of the goods, other assets, or services received.

Table with 4 columns: (a) Line No., (b) Amount involved, (c) Name of noncharitable exempt organization, (d) Description of transfers, transactions, and sharing arrangements.

2a Is the foundation directly or indirectly affiliated with, or related to, one or more tax-exempt organizations described in section 501(c) (other than section 501(c)(3)) or in section 527? [] Yes [x] No

b If "Yes," complete the following schedule.

Table with 3 columns: (a) Name of organization, (b) Type of organization, (c) Description of relationship.

Under penalties of perjury, I declare that I have examined this return, including accompanying schedules and statements, and to the best of my knowledge and belief, it is true, correct, and complete. Declaration of preparer (other than taxpayer) is based on all information of which preparer has any knowledge.

Sign Here










Signature of officer or trustee: ***** Date: 2021-11-09 Title: *****

May the IRS discuss this return with the preparer shown below (see instr.) [x] Yes [] No

Paid Preparer Use Only

Table with 5 columns: Print/Type preparer's name (Jeffrey D Haskell), Preparer's Signature, Date, Check if self-employed, PTIN (P01345770), Firm's name (FOUNDATION SOURCE), Firm's EIN, Firm's address (ONE HOLLOW LN STE 212 LAKE SUCCESS, NY 11042), Phone no. (800) 839-1754.

Form 990PF Part VIII Line 1 - List all officers, directors, trustees, foundation managers and their compensation

(a) Name and address	Title, and average hours per week (b) devoted to position	(c) Compensation (If not paid, enter -0-)	(d) Contributions to employee benefit plans and deferred compensation	Expense account, (e) other allowances	
Katherine Cadiente 	Dir 1.0	1,000	0	0	
Foundation Source 501 Silverside Rd Wilmington, DE 198091377					Anna Johnson 
Foundation Source 501 Silverside Rd Wilmington, DE 198091377	Celina McHugh 	Dir 1.0	0	0	0
Foundation Source 501 Silverside Rd Wilmington, DE 198091377	Frank McHugh 				
Foundation Source 501 Silverside Rd Wilmington, DE 198091377	Patricia McHugh 	Dir 1.0	0	0	0
Foundation Source 501 Silverside Rd Wilmington, DE 198091377	Theresa M McHugh 				
Foundation Source 501 Silverside Rd Wilmington, DE 198091377	Richard Riordan 	Dir, VP 1.0	0	0	0
Foundation Source 501 Silverside Rd Wilmington, DE 198091377	Loree A Vincent 				
Foundation Source 501 Silverside Rd Wilmington, DE 198091377	Oscar Zaldana 	Dir 1.0	1,000	0	0
Foundation Source 501 Silverside Rd Wilmington, DE 198091377					

Form 990PF Part XV Line 3 - Grants and Contributions Paid During the Year or Approved for Future Payment

Recipient	If recipient is an individual, show any relationship to any foundation manager or substantial contributor	Foundation status of recipient	Purpose of grant or contribution	Amount
Name and address (home or business)				
a <i>Paid during the year</i>				
ANTELOPE VALLEY CONSERVANCY PO BOX 8 LAKE HUGHES, CA 93532	N/A	PC	Joshua Tree Woodland Preserve	64,677
ANTELOPE VALLEY CONSERVANCY PO BOX 8 LAKE HUGHES, CA 93532	N/A	PC	Bobcat Fire Restoration Project	10,000
CENTRO DE REHABILITACION EBENEZER INC 624 S CHICAGO ST LOS ANGELES, CA 90023	N/A	PC	General & Unrestricted	5,000
Total ▶ 3a				4,400,000

Form 990PF Part XV Line 3 - Grants and Contributions Paid During the Year or Approved for Future Payment

Recipient	If recipient is an individual, show any relationship to any foundation manager or substantial contributor	Foundation status of recipient	Purpose of grant or contribution	Amount
Name and address (home or business)				
a <i>Paid during the year</i>				
COMMUNITY PARTNERSPO BOX 741265 LOS ANGELES, CA 90074	N/A	PC	General Support	20,000
DIY GIRLSPO BOX 330662 PACOIMA, CA 91333	N/A	PC	STEM-based programs for giRLS	25,000
ECO URBAN GARDENS 4647 KINGSWELL AVE RM 127 LOS ANGELES, CA 90027	N/A	PC	Eco Urban Gardens Farm to School Program	35,000
Total ▶ 3a				4,400,000

Form 990PF Part XV Line 3 - Grants and Contributions Paid During the Year or Approved for Future Payment

Recipient	If recipient is an individual, show any relationship to any foundation manager or substantial contributor	Foundation status of recipient	Purpose of grant or contribution	Amount
Name and address (home or business)				
a <i>Paid during the year</i>				
EL NIDO FAMILY CENTERS 440 SHATTO PL NO 417 LOS ANGELES, CA 90020	N/A	PC	COVID-19 Response fund for Low-Income Families	20,000
HISPANIC SCHOLARSHIP FUND 1411 W 190TH ST STE 700 GARDENA, CA 90248	N/A	PC	2020-21 HSF Support Services fund	50,000
HOMES FOR LIFE FOUNDATION 8939 S SEPULVEDA STE 460 LOS ANGELES, CA 90045	N/A	PC	TO FUND A MEDICAL SERVICES COORDINATOR POSITION	80,000
Total ▶ 3a				4,400,000

Form 990PF Part XV Line 3 - Grants and Contributions Paid During the Year or Approved for Future Payment

Recipient	If recipient is an individual, show any relationship to any foundation manager or substantial contributor	Foundation status of recipient	Purpose of grant or contribution	Amount
Name and address (home or business)				
a <i>Paid during the year</i>				
IOLANI SCHOOL 563 KAMOKU ST HONOLULU, HI 96826	N/A	PC	To support the students and programs at Iolani School	50,000
LA COMPOST 221 W AVE 45 LOS ANGELES, CA 90065	N/A	PC	General & Unrestricted	10,000
LAS BEST 200 NORTH SPRING ST STE M-120 LOS ANGELES, CA 90012	N/A	PC	General Support	30,000
Total ▶ 3a				4,400,000

Form 990PF Part XV Line 3 - Grants and Contributions Paid During the Year or Approved for Future Payment

Recipient	If recipient is an individual, show any relationship to any foundation manager or substantial contributor	Foundation status of recipient	Purpose of grant or contribution	Amount
Name and address (home or business)				
a <i>Paid during the year</i>				
LAS FAMILIAS DEL PUEBLO 225 S OLIVE ST 605 LOS ANGELES, CA 90012	N/A	PC	General & Unrestricted	45,000
LOS ANGELES ARBORETUM FOUNDATION INC 301 N BALDWIN AVE ARCADIA, CA 91007	N/A	PC	youth education programming	20,000
LOS ANGELES BOYS & GIRLS CLUB 2635 PASADENA AVE LOS ANGELES, CA 90031	N/A	PC	Project CONNECT!	100,000
Total ▶ 3a				4,400,000

Form 990PF Part XV Line 3 - Grants and Contributions Paid During the Year or Approved for Future Payment

Recipient	If recipient is an individual, show any relationship to any foundation manager or substantial contributor	Foundation status of recipient	Purpose of grant or contribution	Amount
Name and address (home or business)				
a <i>Paid during the year</i>				
LOS ANGELES NEIGHBORHOOD LAND TRUST 1689 BEVERLY BLVD LOS ANGELES, CA 90026	N/A	PC	General & Unrestricted	15,000
MAYORS FUND FOR LOS ANGELES 200 N SPRING ST RM 305B LOS ANGELES, CA 90012	N/A	PC	The Angeleno Fund - COVID-19 Crisis Response Efforts	20,000
MESIVTA OF GREATER LOS ANGELES 25115 MUREAU RD HIDDEN HILLS, CA 91302	N/A	PC	General & Unrestricted	26,000
Total ▶ 3a				4,400,000

Form 990PF Part XV Line 3 - Grants and Contributions Paid During the Year or Approved for Future Payment

Recipient	If recipient is an individual, show any relationship to any foundation manager or substantial contributor	Foundation status of recipient	Purpose of grant or contribution	Amount
Name and address (home or business)				
a <i>Paid during the year</i>				
MUTTVILLE255 ALABAMA ST SAN FRANCISCO, CA 94103	N/A	PC	Muttville Senior Dog Rescue Education program	50,000
NATURE CONSERVANCY830 S ST SACRAMENTO, CA 95811	N/A	PC	The Tehachapi Wildlife Corridor project	140,000
OXNARD UNION HIGH SCHOOL DISTRICT 309 S K ST OXNARD, CA 93030	N/A	GOV	Farm to School Program	50,000
Total ▶ 3a				4,400,000

Form 990PF Part XV Line 3 - Grants and Contributions Paid During the Year or Approved for Future Payment

Recipient	If recipient is an individual, show any relationship to any foundation manager or substantial contributor	Foundation status of recipient	Purpose of grant or contribution	Amount
Name and address (home or business)				
a <i>Paid during the year</i>				
OXNARD UNION HIGH SCHOOL DISTRICT 309 S K ST OXNARD, CA 93030	N/A	GOV	OUHSD Farm to School Program-2021-22 School Year	175,000
PUBLIC MEDIA GROUP OF SOUTHERN CALIFORNIA 3080 BRISTOL ST STE 100 COSTA MESA, CA 92626	N/A	PC	Family Math Program	25,000
PUENTE LEARNING CENTER 501 S BOYLE AVE LOS ANGELES, CA 90033	N/A	PC	General & Unrestricted	25,000
Total ▶ 3a				4,400,000

Form 990PF Part XV Line 3 - Grants and Contributions Paid During the Year or Approved for Future Payment

Recipient	If recipient is an individual, show any relationship to any foundation manager or substantial contributor	Foundation status of recipient	Purpose of grant or contribution	Amount
Name and address (home or business)				
a <i>Paid during the year</i>				
RAINBOW SERVICES LTD 453 W 7TH ST SAN PEDRO, CA 90731	N/A	PC	Shelter Expansion project for Families Affected By Domestic violence	200,000
SACRED HEART HIGH SCHOOL 2111 GRIFFIN AVE LOS ANGELES, CA 90031	N/A	PC	Gym and Student Activities Center	250,000
ST MONICA ACADEMY INC 2361 DEL MAR RD MONTROSE, CA 91020	N/A	PC	Renovation project of College Counseling Office	5,000
Total ▶ 3a				4,400,000

Form 990PF Part XV Line 3 - Grants and Contributions Paid During the Year or Approved for Future Payment

Recipient	If recipient is an individual, show any relationship to any foundation manager or substantial contributor	Foundation status of recipient	Purpose of grant or contribution	Amount
Name and address (home or business)				
a <i>Paid during the year</i>				
ST GENEVIEVE HIGH SCHOOL 13967 ROSCOE BLVD Panorama City, CA 91402	N/A	PC	Campus Master Plan Project including the Center for performing arts complex and parish fellowship center construction	1,000,000
STELLA ADLER THEATRE 6773 HOLLYWOOD BLVD 2ND FLOOR HOLLYWOOD, CA 90028	N/A	PC	General & Unrestricted	75,000
TASHBAR SEPHARDIC YESHIVA KETANA 1210 S LA CIENEGA BLVD LOS ANGELES, CA 90035	N/A	PC	General & Unrestricted	10,000
Total				4,400,000

▶ 3a

Form 990PF Part XV Line 3 - Grants and Contributions Paid During the Year or Approved for Future Payment

Recipient	If recipient is an individual, show any relationship to any foundation manager or substantial contributor	Foundation status of recipient	Purpose of grant or contribution	Amount
Name and address (home or business)				
a <i>Paid during the year</i>				
THE CHILDRENS LIFE-SAVING FOUNDATION 1112 MONTANA AVE SUITE 534 SANTA MONICA, CA 90403	N/A	PC	Step Forward Emergency Family Fund for COVID relief	200,000
THE HARMONY PROJECT 4322 WILSHIRE BLVD STE 101 LOS ANGELES, CA 90010	N/A	PC	General & Unrestricted	75,000
THE ROMAN CATHOLIC ARCHBISHOP OF LOS ANGELES A CO 3424 WILSHIRE BLVD LOS ANGELES, CA 90010	N/A	PC	tuition assistance fund	1,000,000
Total				4,400,000

▶ 3a

Form 990PF Part XV Line 3 - Grants and Contributions Paid During the Year or Approved for Future Payment

Recipient	If recipient is an individual, show any relationship to any foundation manager or substantial contributor	Foundation status of recipient	Purpose of grant or contribution	Amount
Name and address (home or business)				
a <i>Paid during the year</i>				
THE UCLA FOUNDATION 10889 WILSHIRE BLVD STE 1500 LOS ANGELES, CA 90024	N/A	PC	The Riordan Programs	35,000
TREEPEOPLE INC 12601 MULHOLLAND DR BEVERLY HILLS, CA 90210	N/A	PC	Eco-Tours Program: Experiential to Virtual learning	50,000
VALLEY VILLAGE 20830 SHERMAN WAY WINNETKA, CA 91306	N/A	PC	Program support that enhances the quality of life for adults with developmental disabilities	25,000
Total ▶ 3a				4,400,000

Form 990PF Part XV Line 3 - Grants and Contributions Paid During the Year or Approved for Future Payment

Recipient	If recipient is an individual, show any relationship to any foundation manager or substantial contributor	Foundation status of recipient	Purpose of grant or contribution	Amount
Name and address (home or business)				
a <i>Paid during the year</i>				
VIP COMMUNITY MENTAL HEALTH CENTER INC 1721 GRIFFIN AVE LOS ANGELES, CA 90031	N/A	PC	immediate needs fund	5,000
WE CARE SOLAR 2150 ALLSTON WAY STE 340 BERKELEY, CA 94704	N/A	PC	Light Every Birth: A clean energy program for safe childbirth and women's empowerment	70,000
WE CARE SOLAR 2150 ALLSTON WAY STE 340 BERKELEY, CA 94704	N/A	PC	Lighting Up Lives: An experiential Southern California solar education program	244,323
Total ▶ 3a				4,400,000

Form 990PF Part XV Line 3 - Grants and Contributions Paid During the Year or Approved for Future Payment

Recipient	If recipient is an individual, show any relationship to any foundation manager or substantial contributor	Foundation status of recipient	Purpose of grant or contribution	Amount
Name and address (home or business)				
a <i>Paid during the year</i>				
YESHIVAT OHR CHANOCH INC 1540 S ROBERTSON BLVD LOS ANGELES, CA 90035	N/A	PC	General & Unrestricted	15,000
ZOOLOGICAL SOCIETY OF SAN DIEGO PO BOX 120551 SAN DIEGO, CA 92112	N/A	PC	Kenya Conservation Initiative	50,000
Total ▶ 3a				4,400,000

TY 2020 Accounting Fees Schedule**Name:** Frank McHugh-O'Donovan Foundation Inc**EIN:** 20-0842449

Category	Amount	Net Investment Income	Adjusted Net Income	Disbursements for Charitable Purposes
Audit Fees	99,600			99,600
General Consultations	719			719

TY 2020 Compensation Explanation

Name: Frank McHugh-O'Donovan Foundation Inc

EIN: 20-0842449

Person Name	Explanation
Katherine Cadiente	*Removed from foundation in 2020
Anna Johnson	*Removed from foundation in 2020
Theresa M McHugh	*theresa m mchugh, director and secretary of frank mchugh-o'donovan foundation, inc. (the Foundation), is president at the property management firm of la property & asset management corporation, a disqualified person which provides professional labor services to the Foundation. During the taxable year ending december 31, 2020, the Foundation paid \$4,113 for legal and professional labor services rendered by such disqualified person as reported in Form 990-PF, Part I, Lines 16a and 16c. Such property management firm billed the Foundation at or below the rate it charges its other clients.
Richard Riordan	*Removed from foundation in 2020
Loree A Vincent	*removed from foundation in 2020
Oscar Zaldana	*Removed from foundation in 2020

Note: To capture the full content of this document, please select landscape mode (11" x 8.5") when printing.

TY 2020 Depreciation Schedule

Name: Frank McHugh-O'Donovan Foundation Inc

EIN: 20-0842449

Depreciation Schedule

Description of Property	Date Acquired	Cost or Other Basis	Prior Years' Depreciation	Computation Method	Rate / Life (# of years)	Current Year's Depreciation Expense	Net Investment Income	Adjusted Net Income	Cost of Goods Sold Not Included
AIR RIGHTS (845 W	2018-12-28	2,756,000	0	SL				0	
BLDG IMP REPIPE IN	2019-07-19	143,530	2,175	SL	27	5,219	5,219	0	
BLDG IMP REPIPE 68	2020-02-28	38,200	0	SL	27	1,158	1,158	0	
BUILDING (2552 E 5	2018-12-28	2,000	73	SL	39	73	73	0	
BUILDING - 10 UNIT	2018-12-28	502,557	21,972	SL	27	21,972	21,972	0	
BUILDING - 20 UNIT	2018-12-28	1,392,374	70,259	SL	27	70,259	70,259	0	
BUILDING - 3 STORE	2018-12-28	90,992	4,157	SL	39	4,157	4,157	0	
BUILDING - 7 STORE	2018-12-28	339,141	12,150	SL	39	12,150	12,150	0	
BUILDING - 8 STORE	2018-12-28	1,255,000	40,506	SL	39	40,506	40,506	0	
BUILDING - AUTO RE	2018-12-28	145,000	4,572	SL	39	4,572	4,572	0	
BLDG IMP - 1/1/18	2018-12-28	78,522	2,958	SL	27	2,958	2,958	0	
BLDG IMP - 2/2/04	2018-12-28	2,706	214	SL	27	214	214	0	
BLDG IMP - 6/30/17	2018-12-28	19,963	769	SL	27	769	769	0	
BLDG IMP - 9/29/12	2018-12-28	1,239	59	SL	27	59	59	0	
BLDG IMP - 12/1/12	2018-12-28	31,200	947	SL	39	947	947	0	
CARPET (1381 S WAL	2018-12-28	827	73	SL	15	73	73	0	
CHURCH	2018-12-28	121,000	3,814	SL	39	3,814	3,814	0	
CONCRETE CEMENT AS	2018-12-28	8,000	278	SL	39	278	278	0	
CONDOMINIUM	2018-12-28	192,000	10,234	SL	27	10,234	10,234	0	
DECK	2018-12-28	1,256	78	SL	27	78	78	0	

Depreciation Schedule

Description of Property	Date Acquired	Cost or Other Basis	Prior Years' Depreciation	Computation Method	Rate / Life (# of years)	Current Year's Depreciation Expense	Net Investment Income	Adjusted Net Income	Cost of Goods Sold Not Included
ELECTRICAL IMP	2018-12-28	1,733	55	SL	39	55	55	0	
FENCE	2018-12-28	564	44	SL	37	44	44	0	
RAILINGS	2018-12-28	804	62	SL	27	62	62	0	
RETROFIT SITUATION	2018-12-28	20,348	1,256	SL	27	1,256	1,256	0	
ROOF (1139 E 68TH)	2018-12-28	1,559	95	SL	27	95	95	0	
ROOF - 1/30/12	2018-12-28	1,889	59	SL	39	59	59	0	
ROOF - 1/31/10	2018-12-28	742	40	SL	27	40	40	0	
ROOF - 1/31/13	2018-12-28	2,509	116	SL	27	116	116	0	
ROOF - 3/31/13	2018-12-28	10,199	470	SL	27	470	470	0	
ROOF - 9/8/18	2018-12-28	35,349	913	SL	39	913	913	0	
ROOF - 10/30/09	2018-12-28	1,599	87	SL	27	87	87	0	
ROOF - 11/17/04	2018-12-28	4,529	182	SL	39	182	182	0	
SEC BARS - 10/3/11	2018-12-28	1,104	55	SL	27	55	55	0	
SEC BARS -11/19/04	2018-12-28	369	27	SL	27	27	27	0	
TILE FLOOR &SHOWER	2018-12-28	1,441	45	SL	39	45	45	0	
TILE FLOOR-1/9/13	2018-12-28	1,389	64	SL	27	64	64	0	
TILE FLOOR-1/14/13	2018-12-28	1,958	91	SL	27	91	91	0	
TILE FLOOR-1/25/13	2018-12-28	1,292	60	SL	27	60	60	0	
TILE FLOOR-2/21/13	2018-12-28	803	37	SL	27	37	37	0	
TILE FLOOR-8/12/13	2018-12-28	2,458	111	SL	27	111	111	0	

Depreciation Schedule

Description of Property	Date Acquired	Cost or Other Basis	Prior Years' Depreciation	Computation Method	Rate / Life (# of years)	Current Year's Depreciation Expense	Net Investment Income	Adjusted Net Income	Cost of Goods Sold Not Included
TILE FLOOR-8/28/13	2018-12-28	2,412	109	SL	27	109	109	0	
TILE FLOOR-10/7/12	2018-12-28	2,129	100	SL	27	100	100	0	
TILE FLOOR-12/8/12	2018-12-28	2,093	98	SL	27	98	98	0	
WOODEN BEAMS	2018-12-28	4,001	238	SL	27	238	238	0	
CARPET (10206-08 I	2018-12-28	449	40	SL	15	40	40	0	
APPLIANCES	2018-12-28	479	192	SL	5	192	192	0	
BLINDS & LOCKS	2018-12-28	450	180	SL	5	180	180	0	
BLINDS (10206-08 I	2018-12-28	253	101	SL	5	101	101	0	
HEATERS & GAS LINES	2018-12-28	9,536	3,814	SL	5	3,814	3,814	0	
HVAC (1271-89 W JE	2018-12-28	27,990	718	SL	39	718	718	0	
HVAC (1381 S WALNU	2018-12-28	2,443	107	SL	39	107	107	0	
STOVE (10206-08 I	2018-12-28	299	120	SL	5	120	120	0	
WATER HTR INGLEWOO	2019-02-10	7,135	1,249	SL	5	1,427	1,427	0	
WATER HTR 1271-89	2019-05-29	2,950	246	SL	7	421	421	0	
LAND (10206-08 ING	2018-12-28	541,000	0	L				0	
LAND (1139 E 68TH)	2018-12-28	191,000	0	L				0	
LAND (1271-89 W JE	2018-12-28	962,000	0	L				0	
LAND (1381 S WALNU	2018-12-28	133,000	0	L				0	
LAND (2552 E 57TH)	2018-12-28	143,000	0	L				0	
LAND (310 W AVE)	2018-12-28	70,597	0	L				0	

Depreciation Schedule

Description of Property	Date Acquired	Cost or Other Basis	Prior Years' Depreciation	Computation Method	Rate / Life (# of years)	Current Year's Depreciation Expense	Net Investment Income	Adjusted Net Income	Cost of Goods Sold Not Included
LAND (45132 SPEARM	2018-12-28	235,000	0	L				0	
LAND (5001-13 S HO	2018-12-28	178,000	0	L				0	
LAND (5269-73 S BR	2018-12-28	110,000	0	L				0	
LAND (6080-84 S HO	2018-12-28	399,000	0	L				0	
LAND (845 W OLYMPI	2018-12-28	2,514,297	0	L				0	
LAND (916 W 9TH)	2018-12-28	1,260,667	0	L				0	
LAND-DEM BLDG (845	2018-12-28	1	0	L				0	
LAND-DEM BLDG (916	2018-12-28	1	0	L				0	
LAND-DEM&ASB REM 8	2018-12-28	1	0	L				0	
LAND-DEM&ASB REM 9	2018-12-28	1	0	L				0	
LAND IMP-FENCE(526	2018-12-28	1,075	100	SL	15	100	100	0	
HAZ WASTE RMVL 09	2018-12-28	1	0	SL				0	
HAZ WASTE RMVL 10	2018-12-28	1	0	SL				0	
LIGHTING & ELECTRI	2018-12-28	913	167	SL	15	167	167	0	
PARKING LOT (845 W	2018-12-28	78,788	14,324	SL	15	14,324	14,324	0	
PARKING LOT PAV 09	2018-12-28	23,236	2,267	SL	15	2,267	2,267	0	
PARKING LOT PAV 10	2018-12-28	16,095	1,497	SL	15	1,497	1,497	0	
PAVING (1271-89 W	2018-12-28	14,413	1,159	SL	15	1,159	1,159	0	
TANK	2018-12-28	1	0	SL				0	
BLDG-372 W VERNON	2014-06-01	72,232	14,667	SL	27	2,627	2,627	0	

Depreciation Schedule

Description of Property	Date Acquired	Cost or Other Basis	Prior Years' Depreciation	Computation Method	Rate / Life (# of years)	Current Year's Depreciation Expense	Net Investment Income	Adjusted Net Income	Cost of Goods Sold Not Included
LAND-372 W VERNON	2014-06-01	132,169	0	L					
BLDG IMP REPIPE 68	2020-02-28	26,900		SL	27	815	815	0	

TY 2020 Investments Corporate Bonds Schedule

Name: Frank McHugh-O'Donovan Foundation Inc

EIN: 20-0842449

Investments Corporate Bonds Schedule

Name of Bond	End of Year Book Value	End of Year Fair Market Value
ALIBABA GROUP - 3.125% - 11/28	102,202	101,976
AMERICAN HONDA - 1.650% - 09/2	101,061	100,720
AMERICAN HONDA FIN CORP - 0.40	50,001	50,071
ANTHEM INC NOTE - 3.650% - 12/	21,216	23,053
APPLE INC NOTE - 3.440% - 02/2	151,079	150,235
ATT INC - 3.800% - 02/15/2027	14,508	17,264
BANK AMER CORP MTN - 2.884% -	54,781	57,102
BANK OF AMERICA CORP - 2.625%	101,436	100,699
BANK OF AMERICA CORP - 5.700%	27,052	26,422
BANK OF MONTREAL MTN - 2.550%	24,769	25,997
BAXTER INTL - 1.700% - 08/15/2	101,016	100,701
BB&T CORP - 2.150% - 02/01/202	100,379	100,000
BNP PARIBAS - 3.250% - 03/03/2	29,354	31,883
BP CAP MARKETS - 3.119% - 05/0	24,860	27,679
CAMPBELL SOUP CO - 3.300% - 03	101,138	100,584
CAPITAL ONE FINL CORP - 4.750%	104,258	102,333
CAPITAL ONE FINL CORP NOTE - 3	29,113	34,224
CATERPILLAR FINL SVCS - 0.650%	50,355	50,419
CHARLES SCHWAB CORP - 3.250% -	101,386	100,895
CHEVRON CORP - 3.191% - 06/24/	31,240	31,837

Investments Corporate Bonds Schedule

Name of Bond	End of Year Book Value	End of Year Fair Market Value
CIGNA CORP - 3.400% - 09/17/20	102,855	102,149
CISCO SYSTEMS - 2.200% - 02/28	100,815	100,311
CITIGROUP INC NOTE - 3.668% -	51,285	56,876
COMCAST CORP - 3.300% - 02/01/	27,651	28,225
COMCAST CORP NOTE - 4.150% - 1	50,682	56,577
CVS CAREMARK CORP - 3.500% - 0	25,240	26,092
CVS CAREMARK CORP NOTE - 4.300	61,254	63,068
CVS HEALTH CORP - 3.350% - 03/	102,054	100,500
DIGITAL RLTY TR INC - 3.700% -	21,176	22,988
DISNEY WALT CO - 2.000% - 09/0	29,268	31,301
DOLLAR GEN CORP - 3.250% - 04/	24,926	26,452
ELECTRONIC ARTS INC NOTE - 3.7	111,882	110,248
ENTERPRISE PRODUCTS OPERTATING	30,819	40,324
EQUINOR ASA - 2.750% - 11/10/2	102,492	102,014
EXPRESS SCRIPTS HLDG CO - 0.00	24,817	26,371
GE CAP CORP NTS - 5.875% - 01/	39,015	41,967
GLAXOSMITHKLINE - 0.534% - 10/	50,142	50,148
GOLDMAN SACHS - 3.800% - 03/15	56,333	57,626
GOLDMAN SACHS GROUP INC - 5.25	104,851	102,807
GOLDMAN SACHS GROUP INC NOTE -	25,050	28,069

Investments Corporate Bonds Schedule

Name of Bond	End of Year Book Value	End of Year Fair Market Value
HALLIBURTON CO - 3.500% - 08/0	2,075	2,137
HOME DEPOT - 3.000% - 04/01/20	29,133	33,432
HOME DEPOT INC - 2.000% - 04/0	151,124	150,389
HUNTINGTON BANCSHARES - 2.300%	11,958	12,216
INTEL CORP NOTE - 3.300% - 10/	102,798	102,220
JP MORGAN CHASE BANK - 4.203%	65,042	75,057
JPMORGAN CHASE &CO NOTE - 2.95	25,882	27,736
KEURIG DR PEPPER INCSER B NOTE	102,665	101,247
MCDONALDS CORP - 3.700% - 01/3	27,295	28,477
METLIFE - 3.600% - 04/10/2024	31,604	33,040
MICROSOFT CORP - 4.250% - 02/0	61,358	76,350
MITSUBISHI UFJ FIN - 3.850% -	25,157	28,744
MORGAN STANLEY - 5.750% - 01/2	31,899	30,089
MYLAN NV SER B - 3.150% - 06/1	102,021	100,967
NEXTERA ENERGY - 1.950% - 09/0	51,383	51,362
NORTHROP GRUMMAN - 3.250% - 08	25,290	26,870
NYIDIA CORP - 2.200% - 09/16/2	101,548	101,217
ORACLE CORP - 2.800% - 07/08/2	102,379	101,327
ROYAL BK CDA - 2.750% - 02/01/	24,578	25,685
SANTANDER UK PLC - 4.000% - 03	26,833	27,651

Investments Corporate Bonds Schedule

Name of Bond	End of Year Book Value	End of Year Fair Market Value
SANTANDER UK PLC NT - 3.125% -	101,267	100,022
SHELL INT'L FINANCE - 2.875% -	52,550	57,510
SIMON PROPERTY GROUP LP SENIOR	26,521	27,798
SMUCKER JM - 3.500% - 10/15/20	103,061	102,451
STATE STR CORP - 3.550% - 08/1	25,821	28,380
STRYKER CORP NOTE - 2.625% - 0	100,650	100,184
SUMITOMO MITSUI - 2.442% - 10/	102,151	101,641
SVENSKA HANDELSBANKE - 1.875%	101,506	101,140
TORONTO DOMINION BANK - 3.250%	102,719	101,317
TOTAL CAPITAL - 2.700% - 01/25	51,633	52,422
U S BANCORP MTNS BK SR NT - 4.	101,887	101,160
UNITED PARCEL SERVICE INC NOTE	99,543	100,036
VERIZON COMMUNICATIONS INC - 4	56,590	56,577
VR BANK OF MONTREAL - 1.615% -	100,717	100,469
VR IBM CREDIT CORP - 2.096% -	99,715	100,017
WELLS FARGO &CO MTN - 3.584% -	52,583	57,756
WESTPAC BANKING CORP - 3.400%	19,431	23,002

TY 2020 Investments Corporate Stock Schedule**Name:** Frank McHugh-O'Donovan Foundation Inc**EIN:** 20-0842449**Investments Corporation Stock Schedule**

Name of Stock	End of Year Book Value	End of Year Fair Market Value
3M CO	45,720	69,916
ABBVIE INC	207,292	99,542
ACAP STRATEGIC FUND CLASS W	400,000	571,714
ALPHABET INC CL A	64,773	262,896
ALPHABET INC CL C	139,188	394,173
AMC NETWORKS INC	50,955	38,524
AMER INTERNATIONAL GROUP INC	65,964	71,101
AMERICAN TOWER REIT INC	26,912	63,522
AMGEN INC	52,580	183,936
APOLLO GLOBAL MANAGEMENT, INC	49,370	62,352
APPLE INC	324,745	1,810,422
ARTISAN SMALL CAP FUND INST CL	275,000	412,578
AUTODESK, INC	43,154	241,829
BANK OF AMERICA CORP	59,276	80,988
BECTON DICKINSON & CO	49,103	54,298
BERKSHIRE HATHAWAY INC. CLASS	137,003	301,431
BIOGEN INC	237,843	182,176
BLACKROCK INC	196,535	432,924
BNY MELLON ALCENTRA GLOBAL MUL	500,000	509,350
BOEING CO	97,407	214,060
BOSTON PPTYS INC	26,758	29,682
BRISTOL-MYERS SQUIBB CO	65,990	124,060
BROADCOM INC	152,877	415,520
CELANESE CORPORATION	168,248	389,820
CERENCE INC	11,269	80,183
CISCO SYSTEMS INC	153,950	313,250
CITRIX SYSTEMS INC	78,716	142,850
CME GROUP, INC	145,459	409,613
COMCAST CORP	317,212	585,989
CREE, INC	62,286	168,169

Investments Corporation Stock Schedule

Name of Stock	End of Year Book Value	End of Year Fair Market Value
DB X TRACKERS MSCI EAFE HEDGED	1,288,863	1,443,012
DIAGEO PLC ADS	183,208	238,215
DISCOVERY INC (FORMERLY DISC C	86,207	103,209
DOLBY LABORATORIES	39,033	94,702
EATON CORP PLC	158,157	300,350
ECOLAB INC	130,627	347,258
EDISON INTL	66,028	59,742
ELECTRONIC ARTS	121,479	185,244
ENBRIDGE INC	45,110	42,963
FIDELITY NATIONAL INFORMATION	40,835	50,926
FIREEYE INC	61,868	104,831
FIRST TRUST EMERGING MARKETS L	98,804	101,316
FIRST TRUST EXCHANGE TRADED FD	341,861	364,620
FIRST TRUST LOW DURATION OPPOR	172,154	171,189
FIRST TRUST TCW OPP FIXED INC	300,579	314,041
FREEPORT-MCMORAN COPPER & GOLD	50,604	253,539
FT-PREFERRED SECUR & INC ETF	91,297	95,943
FULLER & THALER BEHAVIORAL SML	600,000	741,248
GOLDMAN SACHS GROUP	76,613	131,855
GUARDANT HEALTH INC	69,917	114,832
HOME DEPOT INC	119,374	545,318
IMMUNOGEN, INC	27,157	33,295
INTEL CORP	61,085	134,514
INTERNATIONAL PAPER CO	28,840	37,340
INVESCO OPPENHEIMER DEVELOPING	529,477	744,005
IONIS PHARMACEUTICALS INC	66,229	92,160
ISHARES LEHMAN INTERMDTE CREDI	134,510	134,640
ISHARES TRUST RUSSELL 1000 GRO	761,234	1,826,394
ISHARES TRUST RUSSELL 1000 VAL	1,336,857	1,755,613
JOHNSON & JOHNSON	136,836	266,444

Investments Corporation Stock Schedule

Name of Stock	End of Year Book Value	End of Year Fair Market Value
JOHNSON CONTROLS INTERNATIONAL	132,236	152,489
JP MORGAN CHASE	269,089	548,942
L3HARRIS TECHNOLOGIES	117,439	230,415
LAM RESEARCH CORP	115,694	271,555
LAS VEGAS SANDS CORP	279,283	375,778
LIBERTY BROADBAND CORP	4,793	14,025
LIBERTY BROADBAND CORP K	16,727	44,977
LIBERTY MEDIA CORP - SER A	2,649	4,445
LIBERTY MEDIA CORP - SER C	5,363	10,011
LIBERTY SIRIUS XM CORP - SER C	28,705	39,246
LIBERTY SIRIUS XM GROUP - SER	13,852	18,917
LINDE PLC COM	56,934	91,438
LIONS GATE ENTERTAINMENT CORP	28,982	25,846
MASTERCARD INC	23,040	75,314
MCDONALD'S CORP	89,183	200,632
MEDTRONIC PLC	44,844	67,824
MERCK & CO INC	245,709	391,004
METLIFE INC	55,049	58,547
MFS GLOBAL REAL ESTATE FUND CL	1,929,999	2,001,983
MICROSOFT CORP	234,853	1,331,184
MONDELEZ INTERNATIONAL INC	204,060	280,890
MS DD TRIGGER JUMP ON SPX 03/0	350,000	465,675
MS DD TRIGGER JUMP ON SPX 2/5/	650,000	905,125
NATL OILWELL VARCO	100,015	37,057
NESTLE S.A	56,068	95,300
NEXTERA ENERGY, INC	22,758	65,423
NIKE INC-CL B	105,220	282,940
NORTHROP GRUMMAN CORP	42,775	43,575
NOW INC	51,475	34,371
NUANCE COMMUNICATIONS, INC	29,383	103,876

Investments Corporation Stock Schedule

Name of Stock	End of Year Book Value	End of Year Fair Market Value
NUCOR CP	71,524	93,029
OAKMARK INTERNATIONAL FUND	694,165	970,416
ORACLE CORP	36,183	40,367
OTIS WORLDWIDE CORP	51,525	60,863
PENTAIR INC. COM	41,199	56,382
PFIZER INC	50,809	61,252
PIMCO EMERGING MARKETS BOND IN	121,452	125,850
PIMCO FUNDS FOREIGN BOND FUND	100,000	100,000
PNC FINANCIAL GROUP INC	217,958	379,205
PPG INDUSTRIES INC	75,647	110,328
PRINCIPAL PREFERRED SECURITIES	248,990	250,312
PROCTER GAMBLE CO	200,354	356,338
PRUDENTIAL HIGH YIELD FUND CLA	100,000	100,000
PUBLIC SVC ENTERPRISE GROUP IN	41,406	47,923
QURATE RETAIL INC QVC GROUP	82,994	115,097
RAYTHEON TECHNOLOGIES CORP	174,247	204,948
SEAGATE TECHNOLOGY	184,311	238,073
SEMPRA ENERGY COM	22,370	21,532
SPIRIT AEROSYSTEMS HOLDINGS CL	34,406	55,703
T. ROWE PRICE INSTL FLOATING R	105,610	103,474
TARGET CORPORATION	112,619	335,407
TCW EMERGING MARKETS INCOME FU	123,884	127,788
TE CONNECTIVITY LTD	138,022	237,539
TEXAS INSTRUMENTS INC	77,984	384,721
THE BLACKSTONE GROUP INC CL A	80,603	113,806
THE COCA-COLA CO	54,403	77,160
THE HAIN CELESTIAL GROUP, INC	92,471	172,043
THERMO FISHER SCIENTIFIC INC	169,137	372,624
THORNBURG INTERNATIONAL GROWTH	1,194,819	2,013,643
TJX COMPANIES INC	147,761	389,253

Investments Corporation Stock Schedule

Name of Stock	End of Year Book Value	End of Year Fair Market Value
TOUCHSTONE MID CAP FUND	950,000	1,101,921
TRAVELERS COMPANIES INC	51,590	66,395
TWITTER INC	128,116	346,235
UBER	496,940	519,639
UNION PACIFIC	192,670	453,711
UNITED PARCEL SERVICE	253,408	421,842
UNITEDHEALTH GROUP INC	176,996	1,002,594
US BANCORP	140,339	159,617
VAN ECK EMERGING MARKETS FUND	529,000	775,794
VANGAURD HIGH-YIELD CORPORATE	285,000	312,226
VANGUARD INTL GROWTH FD ADMIRA	600,000	1,070,622
VERIZON COMMUNICATIONS	58,558	64,801
VERTEX PHARMCTLS INC	158,888	285,262
VIRTUS CEREDEX MID CAP VALUE E	358,163	369,728
VISA INC	35,928	90,335
VULCAN MATERIALS CO	39,440	61,104
WALT DISNEY HOLDINGS CO	163,263	441,717
WASTE MANAGEMENT INC	37,387	81,961
WEC ENERGY GROUP, INC	20,491	34,051
WESTERN ASSET SMASH SERIES C F	421,659	440,616
WESTERN ASSET SMASH SERIES EC	795,547	834,498
WESTERN ASSET SMASH SERIES M F	587,228	611,887
WESTERN DIGITAL CORP	107,623	128,006
WILLIAMS COS	80,868	79,518
ZOETIS INC	185,926	411,102

TY 2020 Investments Government Obligations Schedule**Name:** Frank McHugh-O'Donovan Foundation Inc**EIN:** 20-0842449**US Government Securities - End
of Year Book Value:**

2,803,459

**US Government Securities - End
of Year Fair Market Value:**

2,864,596

**State & Local Government
Securities - End of Year Book
Value:****State & Local Government
Securities - End of Year Fair
Market Value:**

TY 2020 Investments - Land Schedule**Name:** Frank McHugh-O'Donovan Foundation Inc**EIN:** 20-0842449

Category/ Item	Cost/Other Basis	Accumulated Depreciation	Book Value	End of Year Fair Market Value
AIR RIGHTS (845 W	2,756,000	0	2,756,000	2,756,000
BLDG IMP REPIPE IN	143,530	7,394	136,136	136,136
BLDG IMP REPIPE 68	38,200	1,158	37,042	37,042
BUILDING (2552 E 5	2,000	146	1,854	1,854
BUILDING - 10 UNIT	502,557	43,944	458,613	458,613
BUILDING - 20 UNIT	1,392,374	140,518	1,251,856	1,251,856
BUILDING - 3 STORE	90,992	8,314	82,678	82,678
BUILDING - 7 STORE	339,141	24,300	314,841	314,841
BUILDING - 8 STORE	1,255,000	81,012	1,173,988	1,173,988
BUILDING - AUTO RE	145,000	9,144	135,856	135,856
BLDG IMP - 1/1/18	78,522	5,916	72,606	72,606
BLDG IMP - 2/2/04	2,706	428	2,278	2,278
BLDG IMP - 6/30/17	19,963	1,538	18,425	18,425
BLDG IMP - 9/29/12	1,239	118	1,121	1,121
BLDG IMP - 12/1/12	31,200	1,894	29,306	29,306
CARPET (1381 S WAL	827	146	681	681
CHURCH	121,000	7,628	113,372	113,372
CONCRETE CEMENT AS	8,000	556	7,444	7,444
CONDOMINIUM	192,000	20,468	171,532	171,532
DECK	1,256	156	1,100	1,100
ELECTRICAL IMP	1,733	110	1,623	1,623
FENCE	564	88	476	476
RAILINGS	804	124	680	680
RETROFIT SITUATION	20,348	2,512	17,836	17,836
ROOF (1139 E 68TH)	1,559	190	1,369	1,369
ROOF - 1/30/12	1,889	118	1,771	1,771
ROOF - 1/31/10	742	80	662	662
ROOF - 1/31/13	2,509	232	2,277	2,277
ROOF - 3/31/13	10,199	940	9,259	9,259
ROOF - 9/8/18	35,349	1,826	33,523	33,523

Category/ Item	Cost/Other Basis	Accumulated Depreciation	Book Value	End of Year Fair Market Value
ROOF - 10/30/09	1,599	174	1,425	1,425
ROOF - 11/17/04	4,529	364	4,165	4,165
SEC BARS - 10/3/11	1,104	110	994	994
SEC BARS -11/19/04	369	54	315	315
TILE FLOOR &SHOWER	1,441	90	1,351	1,351
TILE FLOOR-1/9/13	1,389	128	1,261	1,261
TILE FLOOR-1/14/13	1,958	182	1,776	1,776
TILE FLOOR-1/25/13	1,292	120	1,172	1,172
TILE FLOOR-2/21/13	803	74	729	729
TILE FLOOR-8/12/13	2,458	222	2,236	2,236
TILE FLOOR-8/28/13	2,412	218	2,194	2,194
TILE FLOOR-10/7/12	2,129	200	1,929	1,929
TILE FLOOR-12/8/12	2,093	196	1,897	1,897
WOODEN BEAMS	4,001	476	3,525	3,525
CARPET (10206-08 I	449	80	369	369
APPLIANCES	479	384	95	95
BLINDS & LOCKS	450	360	90	90
BLINDS (10206-08 I	253	202	51	51
HEATERS &GAS LINES	9,536	7,628	1,908	1,908
HVAC (1271-89 W JE	27,990	1,436	26,554	26,554
HVAC (1381 S WALNU	2,443	214	2,229	2,229
STOVE (10206-08 I	299	240	59	59
WATER HTR INGLEWOO	7,135	2,676	4,459	4,459
WATER HTR 1271-89	2,950	667	2,283	2,283
LAND (10206-08 ING	541,000	0	541,000	2,478,643
LAND (1139 E 68TH)	191,000	0	191,000	457,147
LAND (1271-89 W JE	962,000	0	962,000	2,344,113
LAND (1381 S WALNU	133,000	0	133,000	310,463
LAND (2552 E 57TH)	143,000	0	143,000	298,146
LAND (310 W AVE)	70,597	0	70,597	70,597

Category/ Item	Cost/Other Basis	Accumulated Depreciation	Book Value	End of Year Fair Market Value
LAND (45132 SPEARM	235,000	0	235,000	235,000
LAND (5001-13 S HO	178,000	0	178,000	202,872
LAND (5269-73 S BR	110,000	0	110,000	685,518
LAND (6080-84 S HO	399,000	0	399,000	580,772
LAND (845 W OLYMPI	2,514,297	0	2,514,297	17,193,279
LAND (916 W 9TH)	1,260,667	0	1,260,667	1,268,195
LAND-DEM BLDG (845	1	0	1	1
LAND-DEM BLDG (916	1	0	1	1
LAND-DEM&ASB REM 8	1	0	1	1
LAND-DEM&ASB REM 9	1	0	1	1
LAND IMP-FENCE(526	1,075	200	875	875
HAZ WASTE RMVL 09	1	0	1	1
HAZ WASTE RMVL 10	1	0	1	1
LIGHTING & ELECTRI	913	334	579	579
PARKING LOT (845 W	78,788	28,648	50,140	50,140
PARKING LOT PAV 09	23,236	4,534	18,702	18,702
PARKING LOT PAV 10	16,095	2,994	13,101	13,101
PAVING (1271-89 W	14,413	2,318	12,095	12,095
TANK	1	0	1	1
BLDG-372 W VERNON	72,232	17,294	54,938	54,938
LAND-372 W VERNON	132,169	0	132,169	495,062
BLDG IMP REPIPE 68	26,900	815	26,085	26,085

TY 2020 Investments - Other Schedule**Name:** Frank McHugh-O'Donovan Foundation Inc**EIN:** 20-0842449**Investments Other Schedule 2**

Category/ Item	Listed at Cost or FMV	Book Value	End of Year Fair Market Value
BLACKSTONE / GSO SECURED LENDI		765,000	834,877
BLACKSTONE REIT		1,381,920	1,484,929
MS DIRECT LENDING FUND		314,868	328,431
NORTH HAVEN CREDIT PARTNERS II		144,154	159,592
ORBIMED ASIA PTNS IV ASP FD		79,129	91,599
PARTNERS GROUP PRIVATE EQUITY		892,120	1,058,619

TY 2020 Legal Fees Schedule**Name:** Frank McHugh-O'Donovan Foundation Inc**EIN:** 20-0842449

Category	Amount	Net Investment Income	Adjusted Net Income	Disbursements for Charitable Purposes
General Consultations	31,089	29,446		1,643
LITIGATION SUPPORT	4,803	4,803		

TY 2020 Other Expenses Schedule

Name: Frank McHugh-O'Donovan Foundation Inc

EIN: 20-0842449

Other Expenses Schedule

Description	Revenue and Expenses per Books	Net Investment Income	Adjusted Net Income	Disbursements for Charitable Purposes
Administrative Fees	146,002			146,002
Bank Charges	5,572	5,572		
Indemnification Insurance	33,884			33,884
Insurance Premiums	6,257	740		5,517
K-1 Exp ORBIMED ASIA PTNS IV A	7,782	7,782		
PROPERTY MAINTENANCE	164,558	164,558		
PROPERTY INSURANCE	36,013	36,013		
REGISTERED AGENT FEES	518			518
State or Local Filing Fees	180			180
OFFICE SUPPLIES	109			109

TY 2020 Other Income Schedule**Name:** Frank McHugh-O'Donovan Foundation Inc**EIN:** 20-0842449**Other Income Schedule**

Description	Revenue And Expenses Per Books	Net Investment Income	Adjusted Net Income
K-1 Inc/Loss ORBIMED ASIA PTNS IV ASP FD	431	431	
Interest Income from mortgage loans	245,862	245,862	
income from mortgage collections	336	336	
foreclosure fee refund	6,695	6,695	
income from rental properties	352	352	

TY 2020 Other Liabilities Schedule**Name:** Frank McHugh-O'Donovan Foundation Inc**EIN:** 20-0842449

Description	Beginning of Year - Book Value	End of Year - Book Value
SECURITY DEPOSIT		51,231

TY 2020 Other Professional Fees Schedule**Name:** Frank McHugh-O'Donovan Foundation Inc**EIN:** 20-0842449

Category	Amount	Net Investment Income	Adjusted Net Income	Disbursements for Charitable Purposes
Investment Management Services	283,651	283,651		
ADMINISTRATIVE SERVICES	1,625	1,625		
APPRAISAL SERVICES	7,500	7,500		
PROFESSIONAL LABOR SERVICES	2,723	2,723		

TY 2020 Taxes Schedule**Name:** Frank McHugh-O'Donovan Foundation Inc**EIN:** 20-0842449**Taxes Schedule**

Category	Amount	Net Investment Income	Adjusted Net Income	Disbursements for Charitable Purposes
990-PF Estimated Tax for 2020	11,800			
990-PF Extension for 2019	1,792			
Foreign Tax Paid	3,376	3,376		
STATE MISCELLANEOUS FEE	42			
PROPERTY TAXES	644,929	644,929		